

ORIGINAL ARTICLE

Determination of optimal doses of glyphosate for controlling weeds at several stages in southwestern Buenos Aires province (Argentina)

Diego Javier Bentivegna^{1*}, Gisela Lorena Moyano²,
Juan Facundo Fabián Daddario^{1,3}, Guillermo Tucac¹

¹ Center of Renewable Natural Resources of the Semiarid Zone (CERZOS), National University of the South (UNS), The National Research Council of Argentina (CONICET), Carrindanga Road Km 7, Bahía Blanca, Argentina

² Biology Department, National University of the South, 670 San Juan Street, 8000, Bahía Blanca, Argentina

³ Agronomy Department, National University of the South, 800 San Andres Street, 8000, Bahía Blanca, Argentina

Vol. 57, No. 4: 347–354, 2017

DOI: 10.1515/jppr-2017-0047

Received: July 27, 2017

Accepted: October 6, 2017

*Corresponding address:
dbentive@criba.edu.ar

Abstract

Efficient weed management is essential for avoiding competition for water, light, and nutrient resources in semiarid zones. Chemical weed control with glyphosate was evaluated on perennial wall-rocket (*Diplotaxis tenuifolia*), artichoke thistle (*Cynara cardunculus*), slender wild oat (*Avena barbata*), and perennial ryegrass (*Lolium perenne*). Plants at early, middle and advanced vegetative stages were used in this study. Glyphosate potassium salt was applied at rates of 0.0675 (1/16x), 0.135 (1/8x), 0.27 (1/4x), 0.54 (1/2x), 1.08 (x) and 2.16 (2x) kg acid equivalent (ae) · ha⁻¹. Glyphosate combined with 2,4-D amine salt was evaluated at rates of 1.08 kg ae · ha⁻¹ and 0.53 kg active ingredient (ai) · ha⁻¹, respectively. The volume of the spray was 100 l · ha⁻¹ with 86 droplets · cm⁻² and a Volume Median Diameter (VMD) of 421.19 μm. In general, all the tested weeds were controlled with a quarter of the label rate. Three sizes of tested plants were controlled in a similar way at the same glyphosate dose rate. Moreover, the addition of 2,4-D to glyphosate did not produce an increase in the control of broadleaf weeds. The results showed that glyphosate was effective in controlling the tested weed species, including low application rates for all the growth stages in the southwestern Buenos Aires province.

Key words: 2,4-D, glyphosate, grasses, phenology, weed control

Introduction

The southwestern part (SW) of Buenos Aires province is characterized by a mixed farming system, which includes the raising of livestock and cereal production. There are more rangelands and pasturelands than croplands and cover about 70% of the total area. However, despite this fact this region makes a significant contribution to the cereal grain production in Argentina. The principal crops in the SW of Buenos Aires province are: wheat (*Triticum aestivum* L.), barley (*Hordeum vulgare* L.) and oats (*Avena sativa* L.) (Scursoni *et al.* 2014).

Several environmental factors limit crop production such as unfavorable climatic and edaphic

conditions. For instance, low rainfall (about 580 mm), irregular fluctuation of dry and wet years, and water stress conditions at the end of spring usually occur in the area (Paoloni 2010). In addition, shallow soil depth (<0.9 m) together with low organic matter (<3%) limits the water storage capacity (Paoloni 2010). As a consequence, water is the principal resource primarily affecting grain yield. Thus, due to the weed competition for limited water, nutrient and light, efficient weed management is essential for the development of the area.

Different surveys conducted in the SW have determined the presence of approximately 85 plant species considered as weeds. Grasses are the most troublesome,

such as ryegrass (*Lolium perenne* L.) and wild oats (*Avena fatua* L.). *Lolium* species have shown the highest constancy in the SW, reaching values above 50% in the last thirty years (Istilart and Yanniccari 2013). *Lolium multiflorum* L. and *L. perenne* are the main competitors in wheat fields (Yanniccari 2014). Similarly, *A. fatua* and *A. barbata* showed elevated degrees of infestation that greatly reduce grain production (Lamberto *et al.* 1997; Gigón *et al.* 2009; Scursoni *et al.* 2014). Due to their survival strategies, together with a highly competitive growth habit, they are considered difficult to control in wheat fields (Juan *et al.* 1995).

Among the broadleaf species, the Asteraceae and Brassicaceae families showed the greatest number of species cited in the field surveys (Gigón *et al.* 2009; Scursoni *et al.* 2014). Within the Brassicaceae family, *Diploaxis tenuifolia* L. (DC) (perennial wall-rocket) is the most important weed in the region, which is known to deplete soil nutrients and moisture. Another relevant broadleaf weed in the SW of Buenos Aires province is *Cynara cardunculus* L. (artichoke thistle, Asteraceae), which has been declared a national pest in Argentina since 1963 (Lamberto *et al.* 1997).

Due to reduction of aggregate size and increasing wind erosion, a typical situation in this region, mechanical control is not the best option for reducing weed infestation (Alvarez and Steinbach 2009), therefore weed management is mainly based on chemical control (Istilart and Yanniccari 2013). In addition, applications are commonly characterized by a mixture of glyphosate and 2,4-D to achieve the highest control of the vegetation (Skelton 2016).

Sustainable use of herbicides requires efficient and rational applications in order to maximize results and to avoid associated environmental problems. Principally, this includes the use of proper rates, tank mixing effective synergistic, herbicides with distinct modes of action, application at appropriate stages and under optimal environmental conditions (Ganie *et al.* 2017) taking into consideration the effect of environment on herbicide efficacy.

Many factors influence the correct rate of herbicide to be used, but weed size and application conditions are considered to be the most important ones (Knoche 1994; Fig. 1). In general, small plants are more sensitive than large plants, requiring lower rates of herbicides to achieve the proper phytotoxic effect. Moreover, the utilization of the appropriate volume, droplet size, droplet number, and adjuvants improves herbicide deposition on the plant and avoids the drift (Esehaghbeygi *et al.* 2011).

The use of glyphosate formulations has been widely studied on several weeds as well as the optimal conditions of application (Baylis 2000); however, there is little information regarding the efficient use of glyphosate on regionally troublesome weeds.

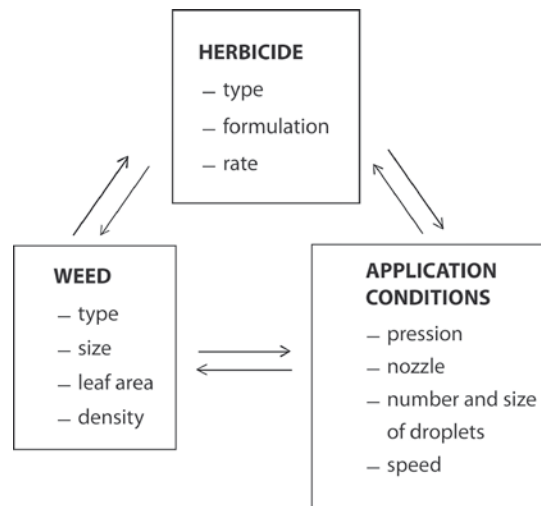


Fig. 1. Parameters involved in the herbicide applications for weed control

We hypothesized that large plants require higher doses of glyphosate than small ones, and that this amount can be reduced with the incorporation of 2,4-D in tank mixing. Therefore, the objectives of this study were to determine: i) the optimal dose of glyphosate to control regional weeds at different stages and ii) if glyphosate combined with 2,4-D would improve broadleaf weed control.

Materials and Methods

The experiments were conducted at the Center of Renewable Natural Resources of Semiarid Zone (CERZOS) (CCT-CONICET, Bahía Blanca, $-38^{\circ}39'54.56''S$ – $62^{\circ}14'2.70''W$) in 2012–2013 to determine the glyphosate dose response, and the interaction of glyphosate plus 2,4-D on weeds including: *D. tenuifolia*, *C. cardunculus*, *A. barbata*, *L. perenne*.

Weed seeds were collected in spring 2012 from several populations located in Bahía Blanca, Buenos Aires province, Argentina. Harvested seeds were cleaned and stored at a low temperature ($4^{\circ}C$) in sealed paper bags. Seeds were germinated in 9-cm Petri dishes containing a sheet of coarse filter paper, previously soaked in distilled water. Petri dishes were placed inside a growth chamber at a constant temperature ($24^{\circ}C$). Once seeds germinated, 4 seedlings were transplanted at a depth of 1 cm each in black plastic pot containing sandy loam soil (64% sand, 15% silt, and 21% clay), representative of the region. Plants were grown under greenhouse conditions ($25 \pm 4.6^{\circ}C$; $42 \pm 22\%$ relative humidity) until establishment. Then, the pots were placed outside the greenhouse for acclimatization to natural conditions.

Glyphosate potassium salt was applied at rates of 0.0675, 0.135, 0.27, 0.54, 1.08 and 2.16 kg acid

equivalent (ae) · ha⁻¹. To determine the interaction of the herbicides, an additional treatment of glyphosate combined with 2,4-D amine salt was evaluated at rates of 1.08 kg ae · ha⁻¹ and 0.53 kg active ingredient (ai) · ha⁻¹, respectively. Rates were selected according to the label recommendations for similar weeds. Control treatments were sprayed with water only. Another set of pots, untreated at the time of application, were harvested and characterized morphologically. The plant height and weight were recorded and leaves were digitalized to calculate leaf perimeter and area, using software Image J (Abramoff *et al.* 2004). The herbicide treatments were applied at three phenological stages on all the species (Tables 1, 2).

Herbicide treatments were sprayed on September 19, 2013. One month after the herbicide applications, the plants that survived from each pot were harvested, put into paper bags, and dried at 60°C until constant weight. After analyzing the morphological characteristics of plants at the moment of application leaf number, leaf area, leaf perimeter, and total dry weight and height were found to differ significantly between the different phenological stages (Table 2).

Application conditions

Herbicide treatments were applied using a spray chamber calibrated to deliver a spray solution of 100 l · ha⁻¹ at 255 kPa using a constant speed of 3.77 km · h⁻¹. The spray chamber held an 11002 nozzle with a 50 mesh filter. Water-sensitive cards were sprayed to determine the droplet spectrum (precise droplet size and amount) using DepositScan software (Zhu *et al.* 2011). The average volumetric diameter and number of droplets per unit area (drop · cm⁻²) were calculated on three sites of each water-sensitive card. Average droplet number per area was 86 droplets · cm⁻² (20–30 droplets · cm⁻² are recommended for systemic herbicides), while the average Volume Median Diameter (VMD) was 421.19 µm. An adequate distribution of droplets on the cards was obtained. The VMD was higher than the minimum recommended (210 µm) to avoid herbicide drift (Esehaghbeygi *et al.* 2011). In our case, a greater number of droplets and a high VMD allowed an adequate cover and gave a high impact. The data obtained indicate that the applications were performed efficiently.

Table 1. Characterization of phenological stages for each species tested

Phenological stage	Number of true leaves	Height [cm]	
		broadleaf species	grasses
Early	2–4	5–10	26–30
Middle	4–6	10–20	30–36
Advanced	more than 6	20–35	36–45

Table 2. Mean values of leaf number, leaf area, leaf perimeter, leaf dry weight and height of grasses and broadleaf species before the herbicide application

Species	Phenological stage	No. leaves	Leaf area [cm ²]	Leaf perimeter [cm]	Dry weight [g]	Height [cm]
Broadleaf						
<i>Diploaxis tenuifolia</i> (Perennial wall-rocket)	early	4	0.7	8.4	0.012	2.5
	middle	6	1.9	14.0	0.0807	5
	advanced	11	6.6	29.2	0.38	13
<i>Cynara cardunculus</i> (Artichoke thistle)	early	5	3.9	19.6	0.060	15
	middle	4	11.5	31.9	0.1811	20
	advanced	5	21.5	58.3	0.7547	40
Grasses						
<i>Avena barbata</i> (Slender wild oat)	early	3	6.7	87.6	0.099	20
	middle	4	6.2	82.5	0.1815	25
	advanced	5	6.3	64.2	0.3187	64
<i>Lolium perenne</i> (Perennial ray grass)	early	4	3.8	81.1	0.051	21
	middle	4	10.5	117.2	0.1224	26
	advanced	5	6.2	96.7	0.2970	29

Statistical analysis

The pots were arranged in a completely randomized design with four replicates. A four-parameter log-logistic model was used to describe biomass reduction at different herbicide rates (Seefeldt *et al.* 1995):

$$y = C + \frac{D - C}{1 + \left(\frac{x}{I_{50}}\right)^b}$$

where: y – plant biomass, C – the lower limit, D – the upper limit, b – the slope, I_{50} – dose giving 50% control, x – the applied dose.

To determine the precise differences between herbicide treatments within each growth stage, it is recommended to pursue an analysis of variance (ANOVA) (Seefeldt *et al.* 1995). Our data were subjected to ANOVA with fixed effect of herbicide dose. The test of normality for Shapiro Wilk and analysis of residuals for equal variance were determined with a probability of $p \leq 0.05$. The means were separated using Fisher's Protected LSD test ($p < 0.05$). The software used for statistical analysis was INFOSTAT (Di Rienzo *et al.* 2015).

Results and Discussion

Glyphosate control

Glyphosate application and the growth stages showed an interaction at 30 days after treatments (Tables 3, 4). The regression analysis parameters are presented separately for each growth stage in Table 5. Most of the species were controlled with a small amount of glyphosate ($0.27 \text{ kg ae} \cdot \text{ha}^{-1}$) except for *A. barbata* at the advanced phenological stage. This application rate was equivalent to a quarter of the label rate, which suggested a high susceptibility of the tested species. It is noteworthy that effective control can only be achieved when application conditions are optimal, such as in this study.

The plants were stunted when they were sprayed with glyphosate at $0.135 \text{ kg ae} \cdot \text{ha}^{-1}$ compared with the untreated plants (Table 3). This dose did not kill the plants, but it was sufficient to reduce their size. Interestingly, despite the anatomical and morphological differences between plants belonging to different stages, the control was similar in all species at the same dose. Apparently, the optimal sprayer conditions achieved in

Table 3. Average height (cm) of *Diplotaxis tenuifolia*, *Cynara cardunculus*, *Avena barbata*, *Lolium perenne* at three vegetative stages (early, middle, advanced) after increasing the glyphosate rates, evaluated at 30 days after treatments

Rate [kg ae · ha ⁻¹]	<i>D. tenuifolia</i>			<i>C. cardunculus</i>			<i>A. barbata</i>			<i>L. perenne</i>		
	early	middle	advanced	early	middle	advanced	early	middle	advanced	early	middle	advanced
0	8 a	11 a	17.5 a	13.75 a	19.75 a	30.25 a	31.25 a	18.25 a	84.5 a	26.75 a	27.5 a	34.75 a
0.0675	6.5 a	10 a	19 a	11.5 a	17.5 b	24.5 a	26.25 b	15.5 a	74.5 a	25.75 a	26.75 ab	28 b
0.135	1.25 b	4.5 b	11.25 b	3.5 b	0 c	10.5 b	6.5 c	16.75 ab	56.25 b	0 c	25.75 b	16 c
0.27	0 b	0 c	3.25 c	0 c	0 c	0 e	0 d	0 c	33 c	0 c	0 c	0 d
0.54	0 b	0 c	0 d	0 c	0 c	4.75 d	0 d	0 c	0 d	0 c	0 c	0 d
1.08	0 b	0 c	0 d	0 c	0 c	2.75 ed	0 d	0 c	0 d	0 c	0 c	0 d
2.16	0 b	0 c	0 d	0 c	0 c	0 e	0 d	0 c	0 d	0 c	0 c	0 d

Means with the same letter in the same column do not show any significant differences according to LSD Fisher test ($p < 0.05$)

Table 4. Average biomass (g DM) of *Diplotaxis tenuifolia*, *Cynara cardunculus*, *Avena barbata*, *Lolium perenne* at three vegetative stages (early, middle, advanced) after increasing the glyphosate rates evaluated at 30 days of treatments

Rate [kg ae · ha ⁻¹]	<i>D. tenuifolia</i>			<i>C. cardunculus</i>			<i>A. barbata</i>			<i>L. perenne</i>		
	early	middle	advanced	early	middle	advanced	early	middle	advanced	early	middle	advanced
0	0.037 b	0.086 a	0.332 a	0.247 a	0.047 a	1.223 a	0.207 a	0.378 a	1.034 a	0.409 a	0.422 a	0.318 a
0.0675	0.065 a	0.084 a	0.245 b	0.175 b	0.288 b	1.087 a	0.280 a	0.307 a	0.775 b	0.288 a	0.651 b	0.842 b
0.135	0.012 bc	0.07 a	0.07 b	0.043 c	0 c	1.048 a	0.073 b	0.141 b	0.497 c	0 b	0.318 b	0.115 c
0.27	0 c	0 b	0 c	0 c	0 c	0 b	0 b	0 c	0.537 c	0 b	0 c	0 d
0.54	0 c	0 b	0 c	0 c	0 c	0.094 b	0 b	0 c	0 d	0 b	0 c	0 d
1.08	0 c	0 b	0 c	0 c	0 c	0.067 b	0 b	0 c	0 d	0 b	0 c	0 d
2.16	0 c	0 b	0 c	0 c	0 c	0 b	0 b	0 c	0 d	0 b	0 c	0 d

Means with the same letter in the same column do not show any significant differences according to LSD Fisher test ($p < 0.05$)

Table 5. Regression parameters, model goodness of fit parameters, coefficient of determination and effective doses reached in the control experiments of *Diploptaxis tenuifolia*, *Cynara cardunculus*, *Avena barbata*, *Lolium perenne* at three phenological stages

Species	Phenological stage	Parameters			Model goodness of fit		Coefficient of determination	Effective doses	
		C	D	b	RMSE	EF	R ²	I ₅₀	I ₉₀
<i>D. tenuifolia</i>	early	-1.00E-09	0.05	26.3	0.0178	-0.2578	0.64	0.13	0.14
	middle	-1.00E-05	0.08	12.8	0.0123	-0.0096	0.93	0.28	0.32
	advanced	-0.01	0.32	1.81	0.0547	-0.0485	0.83	0.24	0.98
<i>C. cardunculus</i>	early	-0.001	0.25	3.53	0.0441	-0.0021	0.84	0.09	0.16
	middle	-8.7E-09	0.45	24.14	0.0686	-0.0329	0.88	0.07	0.07
	advanced	0.04	1.15	27.49	0.2691	-0.0430	0.83	0.15	0.16
<i>A. barbata</i>	early	-1.4	0.24	22.73	0.0622	-0.1273	0.77	0.13	0.14
	middle	-0.004	0.37	3.21	0.0851	-0.1964	0.81	0.11	0.22
	advanced	-0.11	1.02	1.22	0.1746	-0.9420	0.86	0.20	0.66
<i>L. perenne</i>	early	-4.24E-09	0.41	25.45	0.1361	-0.0005	0.62	0.07	0.07
	middle	-2.6	0.54	36.14	0.1131	-0.9739	0.86	0.14	0.14
	advanced	-2.7E-09	0.61	26.96	0.1452	-5.5388	0.8	0.13	0.14

C – the lower limit, D – the upper limit, b – the slope, RMSE – root mean square error, EF – modelling efficiency coefficient, R² – coefficient of determination, I₅₀ – dose giving 50% of control, I₉₀ – dose giving 90% control

this study resulted in all the doses having similar effects on different plant sizes.

Figure 1 shows three important parameters involved in successful weed control. Our study indicated that a specific herbicide (glyphosate) sprayed under effective conditions resulted in successful control depending on the stage of plant growth.

Diploptaxis tenuifolia

Firstly, the highest efficacy (100% control) was obtained when glyphosate was applied at half of the recommended dose (0.27 kg ae · ha⁻¹) on all *D. tenuifolia* growth stages. In addition, treatment 1 (0.0675 kg ae · ha⁻¹) showed no effect on perennial wall-rocket in early and middle stages (Table 4). Gigón et al. (2009) recorded a 91.7% biomass reduction compared to the untreated control, applying 1.32 kg ai in Adolfo Alsina (Buenos Aires Province). The dose of 0.135 kg ae · ha⁻¹ did not control the weed in either stage, but the remaining plants were stunted (Table 3). Adjusted regression for each plant stage is shown in Figure 2. The effective dose for 90% control (I₉₀) was sevenfold higher in the advanced stage compared to the early stage (Table 5, Fig. 2).

Cynara cardunculus

Glyphosate at 0.135 kg ae · ha⁻¹ reduced the biomass at the early and middle vegetative stages of artichoke thistle, providing 100% control. However, 0.27 kg ae · ha⁻¹ was required in order to obtain total control at the advanced stages (Fig. 3). Kelly and Pepper (1996) observed that 1 l · ha⁻¹ of glyphosate was necessary previous to flowering, whereas that rate was not sufficient to control it in the advanced stages. Similarly, the older the plants in *Carduus nutans* (tribe Cardueae),

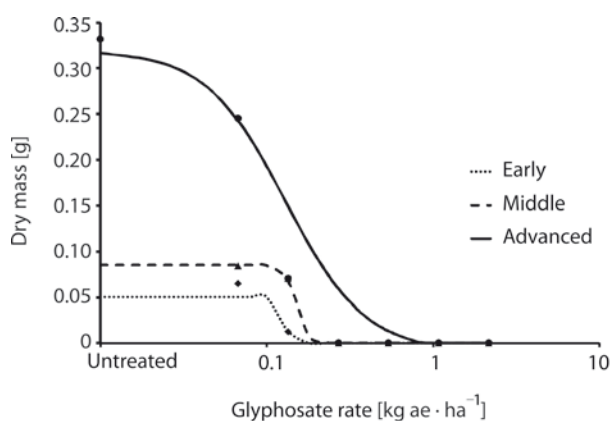
the less control with glyphosate, obtaining 94.7, 46.8, and 33.6% control of seedlings, vegetative and mature stages, respectively (Eerens and Mellsop 2008). Eerens and Mellsop (2008) determined 82.8% control through visual estimation when 0.36 kg ai · ha⁻¹ with 200 l · ha⁻¹ of spray volume was applied. Monk et al. (1991) observed 90% control of *C. nutans* at 1.06 kg ai · ha⁻¹ when 187 l of spray volume was applied at the rosette stages (about 15 cm in diameter).

Avena barbata

Glyphosate at 0.27 kg ae · ha⁻¹ was sufficient to achieve optimal control of slender wild oat in the early and middle vegetative stages. Conversely, 0.54 kg ae · ha⁻¹ of glyphosate was necessary to obtain the best results at the advanced stage (Table 4). Similarly, Adkins et al. (1998) obtained a seedling biomass reduction (30 days of age) of *A. fatua* under field capacity conditions, at 1.8 kg ai · ha⁻¹ just 10 days after treatment applications. A control of 98–99% was obtained at two locations in Canada when 0.445 kg ai · ha⁻¹ was applied to the 1 to 4 leaf stages of *A. fatua* (Blackshaw and Harker 2002). When glyphosate was applied at 0.44 kg ai · ha⁻¹ to *A. fatua*, 10 days after flowering, seed production was reduced in the main shoots even though the plants did not die (Shuma et al. 1995). Interestingly, plant height showed the same behavior as dry mass at the used application rates (Table 3). The advanced stage required 4.7 fold to achieve 90% control compared with early stage (Table 5, Fig. 4).

Lolium perenne

In this study, the optimal glyphosate rate for 100% control for perennial ryegrass at the early vegetative

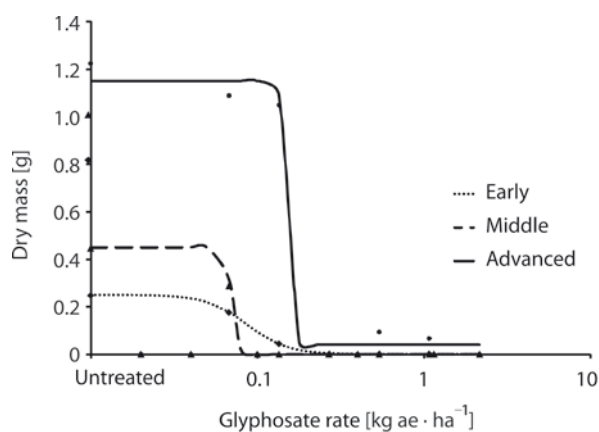


$$y_{\text{early}} = -1\text{exp}-9 + (0.05 + 1\text{exp}-9)/[1 + (x/0.23)^{26.3}]; R^2 = 0.64$$

$$y_{\text{middle}} = -1\text{exp}-5 + (0.08 + 1\text{exp}-5)/[1 + (x/0.28)^{12.84}]; R^2 = 0.93$$

$$y_{\text{advanced}} = -0.01 + (0.32 + 0.01)/[1 + (x/0.24)^{1.81}]; R^2 = 0.86$$

Fig. 2. Dose-response curve of glyphosate to three vegetative stages of *Diplotaxis tenuifolia* measured as a reduction of biomass

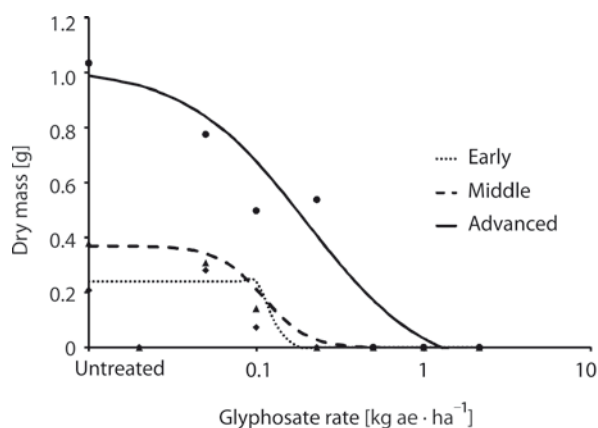


$$y_{\text{early}} = -0.001 + (0.25 + 0.001)/[1 + (x/0.087)^{3.53}]; R^2 = 0.84$$

$$y_{\text{middle}} = -8.7\text{exp}-9 + (0.45 + 8.7\text{exp}-9)/[1 + (x/0.07)^{24.14}]; R^2 = 0.88$$

$$y_{\text{advanced}} = 0.04 + (1.15 - 0.04)/[1 + (x/0.15)^{27.49}]; R^2 = 0.83$$

Fig. 3. Dose-response curve of glyphosate to three vegetative stages of *Cynara cardunculus* measured as a reduction of biomass

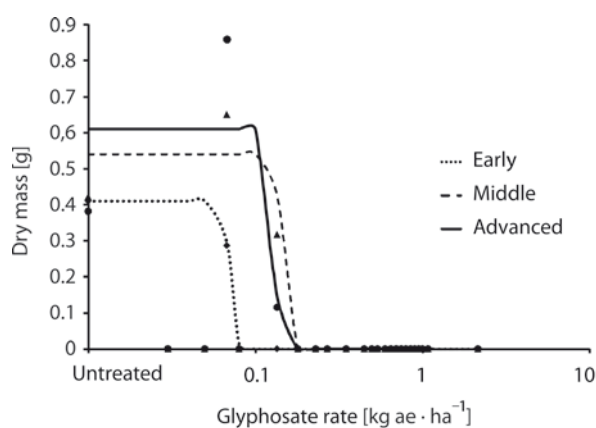


$$y_{\text{early}} = -1.4\text{exp}-8 + (0.24 + 1.4\text{exp}-8)/[1 + (x/0.13)^{22.73}]; R^2 = 0.77$$

$$y_{\text{middle}} = -0.004 + (0.37 + 0.004)/[1 + (x/0.11)^{3.21}]; R^2 = 0.81$$

$$y_{\text{advanced}} = -0.11 + (1.02 + 0.11)/[1 + (x/0.2)^{1.2}]; R^2 = 0.86$$

Fig. 4. Dose-response curve of glyphosate to three vegetative stages of *Avena barbata* measured as a reduction of biomass



$$y_{\text{early}} = -4.24\text{exp}-9 + (0.41 + 4.24\text{exp}-9)/[1 + (x/0.07)^{25.45}]; R^2 = 0.62$$

$$y_{\text{middle}} = -2.57\text{exp}-12 + (0.54 + 2.57\text{exp}-12)/[1 + (x/0.14)^{36.14}]; R^2 = 0.86$$

$$y_{\text{advanced}} = -2.66\text{exp}-9 + (0.61 + 2.66\text{exp}-9)/[1 + (x/0.13)^{29.96}]; R^2 = 0.80$$

Fig. 5. Dose-response curve of glyphosate to three vegetative stages of *Lolium multiflorum* measured as a reduction of biomass

stage was $0.135 \text{ kg ae} \cdot \text{ha}^{-1}$, whereas in the middle and advanced stages it was $0.27 \text{ kg ae} \cdot \text{ha}^{-1}$ (Table 4). Similarly, Vigna *et al.* (2008), who studied *L. multiflorum*, demonstrated that this weed can be controlled with a mean rate of $0.392 \text{ kg ai} \cdot \text{ha}^{-1}$, whereas at the 10 cm shoot length stage (flowering), 0.6 to $1.2 \text{ kg ai} \cdot \text{ha}^{-1}$ were effective. In the present study, a spray dose of $1.08 \text{ kg ae} \cdot \text{ha}^{-1}$ was required to kill 90% of the plants. In middle and advanced stages the rate of $0.135 \text{ kg ai} \cdot \text{ha}^{-1}$ did not kill the plant but reduced plant height (Table 3). The effective dose for 90% control was only twofold higher in advanced stages than early growth stages (Table 5, Fig. 5).

All of the weed species studied in SW Buenos Aires were effectively controlled with glyphosate at lower rates than those recommended; moreover, the results observed in this study agree with other research which indicates that the higher the weed relative cover, the less the susceptibility to herbicides (Puricelli and Faccini 2009). It is known that plants at the early growth stages are more susceptible to herbicides, due to greater absorption of the herbicide by young and rapidly growing plants than mature ones. Similarly, certain studies reported greater control with glyphosate in common fathen (*Chenopodium album*) when plants were relatively smaller

than large sizes (Schuster *et al.* 2007). Besides the increasing leaf area, there are also important changes in the cuticle features. The variations in cuticle and wax deposition may affect glyphosate efficacy (Boutin *et al.* 2012). Hence, the largest doses were needed to control the oldest plants.

According to the average I_{50} determined at different phenological stages, the least susceptible weed species to glyphosate was *D. tenuifolia*, followed by *A. barbata*, *L. multiflorum*, and finally by *C. cardunculus*.

In conclusion, it is highly important to take into account that early weed herbicide applications reduce the optimal doses substantially. In this study, advanced stages required higher rates to control the weeds. In this case, lower rates ($0.27 \text{ kg ae} \cdot \text{ha}^{-1}$) can only be used on the early vegetative stages to achieve the highest effects on the typical weeds found in SW Buenos Aires province. Recommended doses for middle vegetative stages could be approximately $0.54 \text{ kg ae} \cdot \text{ha}^{-1}$ in broadleaf species and $0.27 \text{ kg ae} \cdot \text{ha}^{-1}$ in grasses. Advanced stages would require rates of $1.08 \text{ kg ae} \cdot \text{ha}^{-1}$ to obtain an acceptable control. Interestingly, early and middle growth stages of all the species were successfully controlled with lower rates than the label dose. Advanced growth stage plants needed the recommended dose to achieve an effective control.

Interaction with 2,4-D

Glyphosate in combination with 2,4-D showed 100% control after 30 days of treatment on all the vegetative stages of the broadleaf species, similar to glyphosate applied alone at the recommended dose. Likewise, Gigón *et al.* (2009) obtained 96.3% control using analogous rates of glyphosate and $250 \text{ ml} \cdot \text{ha}^{-1}$ of 2,4-D. In some situations, glyphosate in combination with 2,4-D resulted in an increase in the metabolic activity, improving glyphosate transport and eventually leading to effective control (Flint and Barrett 1989). It is generally known that neutral or antagonistic responses can also occur with herbicide mixtures (Fish *et al.* 2015). In our study, the addition of 2,4-D to glyphosate did not increase the control efficacy on the tested species.

Conclusion

Glyphosate treatments are the most frequently used control techniques in SW Buenos Aires province. In order to avoid weeds escaping and enabling sustainable management, it is necessary to spray with the appropriate dose for the precise plant size and phenological stage. This study showed that plants were highly susceptible to glyphosate treatments under the sprayer conditions used in this research. While early

and middle growth were easily controlled with half of the label application rate, advanced stages required the recommended dose. Moreover, the addition of 2,4-D to glyphosate did not produce any increase in the control of the broadleaf weeds. When applications are carried out correctly, glyphosate used alone at reduced rates could be a useful tool for weed control in the south west of Buenos Aires province.

Acknowledgements

The authors wish to thank Monsanto Argentina for glyphosate supply for this research.

References

- Abramoff M.D., Magalhaes P.J., Ram S.J. 2004. Image processing with Image. *Journal of Biophotonics International* 11: 36–42.
- Adkins S.W., Tanpipat S., Swarbrick J.T., Boersma M. 1998. Influence of environmental factors on glyphosate efficacy when applied to *Avena fatua* or *Urochloa panicoides*. *Weed Research* 38:129–138. DOI: <https://doi.org/10.1046/j.1365-3180.1998.00083.x>
- Alvarez R., Steinbach H.S. 2009. A review of the effects of tillage systems on some soil physical properties, water content, nitrate availability and crops yield in the Argentine Pampas. *Soil and Tillage Research* 104: 1–15. DOI: <https://doi.org/10.1016/j.still.2009.02.005>
- Baylis A.D. 2000. Why glyphosate is a global herbicide: strengths, weaknesses and prospects. *Pest Management Science* 56 (4): 299–308. DOI: [https://doi.org/10.1002/\(SICI\)1526-4998\(200004\)56:4<299::AID-PS144>3.0.CO;2-K](https://doi.org/10.1002/(SICI)1526-4998(200004)56:4<299::AID-PS144>3.0.CO;2-K)
- Blackshaw R.E., Harker K. 2002. Selective weed control with glyphosate in glyphosate-resistant spring wheat (*Triticum aestivum*). *Weed Technology* 16 (4): 885–892. DOI: [https://doi.org/10.1614/0890-037X\(2002\)016\[0885:SWCWG1\]2.0.CO;2](https://doi.org/10.1614/0890-037X(2002)016[0885:SWCWG1]2.0.CO;2)
- Boutin C., Aya K.L., Carpenter D., Thomas P.J., Rowland O. 2012. Phytotoxicity testing for herbicide regulation: shortcomings in relation to biodiversity and ecosystem services in agrarian systems. *Science of the Total Environment* 415: 79–92. DOI: <https://doi.org/10.1016/j.scitotenv.2011.04.046>
- Di Rienzo J.A., Casanoves F., Balzarini M.G., González L., Tablada M., Robledo C.W. 2015. INFOSTAT, versión 2015. Grupo Infostat, FCA. Universidad Nacional de Córdoba, Argentina.
- Eerens H., Mellso J. 2008. Matching herbicide application rates with the environmental conditions and growth stages of nodding thistle (*Carduus nutans*) and hairy buttercup (*Ranunculus sardous*) in pastures. *Weed Biology and Management* 8 (3): 209–214. DOI: <https://doi.org/10.1111/j.1445-6664.2008.00297.x>
- Eshaghbeygi A., Tadayyon A., Besharati S. 2011. Effect of drop-let size on weed control in wheat. *Journal of Plant Protection Research* 51 (1): 18–22. DOI: <https://doi.org/10.2478/v10045-011-0004-1>
- Fish J.C., Webster E.P., Blouin D.C., Bond J.A. 2015. Imazethapyr co-application interactions in imidazolinone-resistant rice. *Weed Technology* 29 (4): 689–696. DOI: <https://doi.org/10.1614/WT-D-15-00030.1>
- Flint J.L., Barrett M. 1989. Effect of glyphosate combinations with 2,4-D or dicamba on field bindweed (*Convolvulus arvensis*). *Weed Science* 37 (1): 12–18.
- Ganie Z.A., Jugulam M., Jhala A.J. 2017. Temperature influences efficacy, absorption, and translocation of 2,4-D or glyphosate in glyphosate-resistant and glyphosate-suscep-

- tible common ragweed (*Ambrosia artemisiifolia*) and giant ragweed (*Ambrosia trifida*). *Weed Science* 65 (5): 588–602. DOI: <https://doi.org/10.1017/wsc.2017.32>
- Gigón R., Lageyre E., Vigna M., López R., Coria M., Labarthe F. 2009. Relación costo/beneficio en el control químico de *Diplotaxis tenuifolia* L. y *Centaurea solstitialis* L. en una pastura degradada de alfalfa (*Medicago sativa* L.) del Sudoeste Bonaerense [Cost/benefit relationship in the chemical control of *Diplotaxis tenuifolia* L. and *Centaurea solstitialis* L. in a degraded pasture of alfalfa (*Medicago sativa* L.) of the Southwest of Buenos Aires.] *Anales de la XL Reunión de la Asociación Argentina de Economía Agraria*, CD – ISSN 1666-0285, Libro de Resúmenes y www.aaea.org.ar, Bahía Blanca. (in Spanish)
- Istilart C., Yannicari M. 2013. Análisis de la evolución de las malezas en cereales de invierno durante 27 años en la zona sur de la pampa húmeda argentina [Analysis of the evolution of weeds in winter crop for 27 years in the southern part of the Argentine humid pampa]. *Actualización técnica en cultivos de cosecha fina 2012/13*, 113. (in Spanish)
- Juan V.F., Irigoyen J.H., Orioli G.A. 1995. Effect of post-emergence graminicides on the control of *Avena fatua*. *Planta Daninha* 13: 10–13. DOI: <https://doi.org/10.1590/S0100-83581995000100002>
- Kelly M., Pepper A. 1996. Controlling *Cynara cardunculus* (Artichoke Thistle, Cardoon, etc.). *Proceedings of California Exotic Pest Plant Council*. 4–6 October, Handlery Hotel, San Diego, California, USA.
- Knoche M. 1994. Effect of droplet size and carrier volumen on performance of foliage-applied herbicides. *Crop Protection* 13 (3): 163–178.
- Lamberto S.A., Valle A.F., Aramayo E.M., Andrada A.C. 1997. *Manual Ilustrado de las Plantas Silvestres de la Región de Bahía Blanca* [Illustrated Manual of Wild Plants of the Bahía Blanca Region]. Departamento de Agronomía, Universidad Nacional del Sur, Bahía Blanca, Argentina, 548 pp. (in Spanish)
- Monk D.W., Halcomb M.A., Ashburn E.L. 1991. Survey and control of musk thistle (*Carduus nutans*) in Tennessee field nurseries. *Weed Technology* 5 (1): 218–220. DOI: <https://doi.org/10.1017/S0890037X0003356X>
- Paoloni J.D. 2010. *Ambientes y recursos naturales del partido de Bahía Blanca: clima, geomorfología, suelos, y aguas* [Environments and natural resources of the Bahía Blanca county: Climate, geomorphology, soils, and waters]. 1ª ed
- EdiUNS. Bahía Blanca. Universidad Nacional del Sur, 242 pp. (in Spanish)
- Puricelli E., Faccini D. 2009. Efecto de la dosis de glifosato sobre la biomasa de malezas de barbecho al estado vegetativo y reproductivo [Effect of the dose of glyphosate on the biomass of fallow weeds to the vegetative and reproductive state]. *Planta Daninha* 27 (2): 303–307. DOI: <http://doi.org/10.1590/S0100-83582009000200013> (in Spanish)
- Schuster C.L., Shoup D.E., Al-Khatib K. 2007. Response of common lambsquarters (*Chenopodium album*) to glyphosate as affected by growth stage. *Weed Science* 55 (2): 147–151. DOI: <http://doi.org/10.1614/WS-06-130.1>
- Scursoni J.A., Gigón R., Martín A.M., Vigna M., Leguizamón E.S., Istilart C., López R. 2014. Changes in weed communities of spring wheat crops of Buenos Aires province, Argentina. *Weed Science* 62 (1): 51–62. DOI: <http://doi.org/10.1614/WS-D-12-00141.1>
- Seefeldt S.S., Jensen J.E., Fuerst E.P. 1995. Log-logistic analysis of herbicide dose-response relationships. *Weed Technology* 9 (2): 218–227. DOI: <https://doi.org/10.1017/S0890037X00023253>
- Shuma J.M., Quick W.A., Raju M.V.S., Hsiao A.I. 1995. Germination of seeds from plants of *Avena fatua* L. treated with glyphosate. *Weed Research* 35: 249–255. DOI: <http://doi.org/10.1111/j.1365-3180.1995.tb01787.x>
- Skelton J.J., Ma R., Riechers D.E. 2016. Waterhemp (*Amaranthus tuberculatus*) control under drought stress with 2,4-dichlorophenoxyacetic acid and glyphosate. *Weed Biology and Management* 16 (1): 34–41. DOI: <http://doi.org/10.1111/wbm.12092>
- Vigna M.R., Lopez R.L., Gigón R., Mendoza J. 2008. Estudios de curvas dosis-respuesta de poblaciones de *Lolium multiflorum* a glifosato en el SO de Buenos Aires, Argentina [Studies of dose-response curves of populations of *Lolium multiflorum* to glyphosate in the SW of Buenos Aires]. p. 1–11. In: *Proceedings of the XXVI Brazilian Weed Congress and Latin-American Weed Congress*, Ouro Preto, MG Brasil. (in Spanish)
- Yannicari M. 2014. *Estudio fisiológico y genético de biotipos de Lolium perenne L. resistentes a glifosato* [Physiological and genetic study of glyphosate-resistant *Lolium perenne* L. biotypes]. Ph.D. thesis, University of La Plata, Argentina, 239 pp.
- Zhu H., Salyani M., Fox R.D. 2011. A portable scanning system for evaluation of spray deposit distribution. *Computer and Electronics in Agriculture* 76 (1): 38–43. DOI: <http://doi.org/10.1016/j.compag.2011.01.003>