

Macrofungi of wooded patches in the agricultural landscape. I. Species diversity

ANNA KUJAWA

Institute for Agricultural and Forest Environment, Polish Academy of Sciences
Field Station in Turew, Szkolna 4, PL-64-000 Kościan, ankujawa@man.poznan.pl

Kujawa A.: *Macrofungi of wooded patches in the agricultural landscape. I. Species diversity*. Acta Mycol. 44 (1): 49–75, 2009.

This article begins a four-part series, which presents the results of mycological research carried out in 2000–2007 in the agricultural landscape of the General Dezydery Chłapowski Landscape Park. This part includes description of the study area and field research methods, as well as a list and localities of 617 macrofungal taxa recorded in the Park. The next parts of this series will deal with: species that are rare, protected by law or recorded for the first time in Poland; the role of wooded patches for preservation of fungal diversity in the agricultural landscape; and changes in species diversity and structure of fungal communities in forest communities under strong human pressure.

Key words: macrofungi, nature conservation, agricultural landscape, species diversity

INTRODUCTION

A review of Polish mycological literature shows a relatively small number of studies dealing with macrofungi occurring in non-farmed habitats in farmlands, which are under strong human pressure. This group of habitats includes small wooded patches (shelterbelts or clumps of trees surrounded by farmland), avenues (roadside verges with trees), village parks, and managed forests (mainly monocultures). They are forest islands surrounded by crop fields, which often play a key role for biodiversity protection in farmland (e.g., Ryszkowski et al. 1999; Banaszak 2002). Mycological studies of small isolated wooded patches by strongly influenced of human activity have been very rarely carried out in Poland. Only few mycological papers deal with elements of agricultural landscape, e.g., village parks (Lisiewska, Ratyńska 1984; Lisiewska, Rybak 1990; Lisiewska, Płaczek 1993; Bujakiewicz, Kujawa 2000), orchards (Lisiewska, Balcerkiewicz 1991), edges of small water bodies in farmland (Adamczyk 1997), pastures (Domański Z. 1969), and forests developing in old fields

(Kałużka 1999). There are no complex studies of wooded patches typical for the agricultural landscape, i.e., varying in age, stage of development, origin, etc. Such studies seem necessary in the context of reports on disappearance of fungi in Europe and the need for protection of this group of organisms (e.g., Koune 2001; Senn-Irlet et al. 2007). This applies to the Polish mycobiota, too (e.g., Ławrynowicz 1991; Grzywacz 1989; Łuszczynski 2002).

The objective of this study was to describe the species diversity of macrofungi in small wooded patches, village parks and managed forests in the General Dezydery Chłapowski Landscape Park. This article begins a four-part series, which presents the results of mycological research conducted in the Park.

STUDY AREA

The General Dezydery Chłapowski Landscape Park (17 200 ha) is located in central Wielkopolska, 50 km south of Poznań (Fig. 1). It was founded in 1992 to protect the unique agricultural landscape markedly enriched with a system of various wooded patches, planted in the early 19th century by Dezydery Chłapowski, then the owner of the residence in Turew. They are protected as a cultural assets at present (Ryszkowski 1998, Rozporządzenie... 1992). The Park consists mainly of crop fields (65.5%), woodlands (15%) and grasslands (8.5%) (Rozporządzenie... 1992, Fig. 1). It lies in subprovince Pojezierze Południowobałtyckie lakeland (315), macroregion Pojezierze Leszczyńskie lakeland (315.8), within 2 mesoregions – Pojezierze Krzywińskie lakeland (315.82) and Równina Kościańska plain (315.83) (Kondracki 2002). The northern part of the Park lies in Równina Kościańska plain and the southern part belongs to Pojezierze Krzywińskie lakeland, in which there are several tens of lakes created during the last glacial period, i.e., Vistulian glaciation (Kondracki 2002). The most common kinds of soils are Luvisols (lessive soils) which are a type of autogenic brown-earth soils. They are used mostly for cultivation of various crops. Only the valleys of watercourses (Kościan Obra Canal, Wyskoć Ditch, and smaller watercourses) are filled with alluvial sediments covered with peat. The upper layers of peat have been partly decomposed and the hydrogenic soils formed there are Histosol, classified as post-bog soils and muck soil type; peat-muck soils dominate among them (Margowski et al. 1976; Marcinek 1996).

The Park lies in the catchment of the Obra river, which is an area threatened by water deficit (Paślowski 1990). No watercourse in the area has a natural route, as all watercourses were regulated, mainly in the 19th century (Kasprzak, Raszka 2007). There are relatively numerous small astatic water bodies. For 40 years, disappearance of small water bodies and watercourses has been observed as a result of natural succession, drying out, and human activity (Ryszkowski 1990). The growing season lasts 225 days, from late March till the end of October (Woś, Tamulewicz 1996). Mean yearly precipitation (ca. 600 mm) is one of the lowest not only in Poland but also in Europe. Maximum monthly precipitation is observed in July (80 mm), while minimum in February (30 mm) (Kędziora, Palusiński 1998).

The area of the Park is potentially predominated by *Galio sylvatici-Carpinetum* (Wojterski et al. 1981; Bałazy et al. 1990) (Fig. 1) where anthropogenic communities are most common: first of all crop fields, meadows, and managed forests (Ratyńska-Nowak 1986; Ratyńska 1990, Bałazy et al. 1990). Besides *Galio sylvatici-Carpinetum*, also 5 other potential habitats were recorded: *Salici-Populetum*, *Carici elongatae-Alnetum*, *Fraxino-Alnetum*, *Quercu-Ulmetum minoris*, and *Calamagrostio arundinaceae-Quercetum petraeae* (Bałazy et al. 1990; Ratyńska 1990). Forests and smaller wooded patches cover only ca. 15% of the Park (2198 ha) and comprise ca. 50 isolated complexes. Such forest fragmentation causes higher susceptibility of those complexes to human pressure (Olaczek 1972; Bałazy et al. 1990). In spite of the potential dominance of the *Galio sylvatici-Carpinetum* habitats, managed forest stands very rarely resemble natural forest communities in species composition and vertical structure. There are many degraded forest communities in the Park (Ratyńska 1990). Among the species that are native to Wielkopolska, some species that are alien to this region have been planted e.g., *Picea abies*, *Larix* sp., *Pseudotsuga taxifolia*, *Robinia pseudoacacia*, and *Quercus rubra*. Moreover, *Aesculus hippocastanum*, *Acer negundo*, and *Gleditsia triacanthos* are often found in avenues and small wooded patches surrounded by crop fields. A characteristic and distinctive feature of the landscape in the Park is the presence of trees along field edges, which constitute a system of ecological corridors. Since the 1990s, the system has been complemented and reconstructed (Kujawa 1998). In the mostly deforested landscape of the Park, these wooded patches substitute for forests and compensate for their lack or complement them in biocoenotic functions (Bałazy et al. 1990).

The first report on macrofungi was published by Goszczyński et al. (1980) and dealt with a single record of *Langermannia gigantea* in the palace park in Turew. A study of species composition of macrofungi in the village park in Turew was carried out in 1997-1999 (Bujakiewicz, Kujawa 2000), and macrofungal species diversity in 3 belts of various age was evaluated in 1998-2000 (Strakulska 2001; Lisiewska, Strakulska 2002). Since 1998 the rate of colonisation by macrofungi of 4 young shelterbelts planted in former crop fields has been studied (Kujawa 2007; Kujawa, Kujawa 2008). There are very few reports on selected species (Kujawa, Karg 1997; Danielewicz, Maliński 1999; Kujawa 2003a, b; Kujawa et al. 2004; Ronikier 2005, 2005a; Kujawa, Karasiński 2007). A preliminary description of mycobiota of the Park has been presented by Kujawa (2008a).

MATERIAL AND METHODS

Mycological research was carried out in 2000-2007 (Kujawa 2008, Kujawa 2008a). The study dealt with Ascomycota and Basidiomycota according to the classification by Hibbett et al. (2007). Controversial genera, regarded by some mycologists as microfungi, were included into analyses following Hansen and Knudsen (2000). Data were collected in 50 permanent plots in 2000-2002 and with the route method (searching while walking along a route) in 2000-2007. The plots (400 m² each) were

distributed in various types of farmland woods: small wooded patches, village parks, and managed forests (Fig. 2).

Because of a great variation of the vegetation of the studied wooded patches and their degradation, these communities were divided in relation to their shape, area, and spatial arrangement of trees and shrubs (after Zajączkowski 2005 – modified):

- avenues – single rows of trees on both sides of a road (6 plots: No. 3, 9, 16, 20, 24, 33),
- shelterbelts – 2 or more rows of trees with the width up to 20 m, at least 5 times longer than wide (4 plots: No. 27, 32, 34, 37),
- clumps of trees – wooded patches of at least 0.02 ha, less than 5 times longer than wide (4 plots: No. 8, 10, 12, 13),
- village parks – parks within villages, varying in area, degree of degradation, management activities (thinning, etc.), and visitor pressure (10 plots: 5 parks with two plots each, No. 1, 2, 4, 5, 14, 15, 18, 19, 35, 36),
- managed forests – wooded areas belonging to the Kościan Forest District; they consist of mature monocultures of native and alien tree species (26 plots, including 19 in broadleaf monocultures: No. 6, 7, 11, 17, 21-23, 29-31, 38, 39, 42-45, 47, 48, 50, and 7 in coniferous monocultures, No. 25, 26, 28, 40, 41, 46, 49) (Fig. 2).

Data were collected during 1500 visits (50 plots, 30 visits in each plot). During each visit, all observed species were collected or noted. Dried material has been deposited in the Field Station of the Institute for Agricultural and Forest Environment, Polish Academy of Sciences, Turew near Poznań, Poland.

Data collected on permanent plots were used for making comparisons of mycobiota between categories of communities and for evaluation of the importance

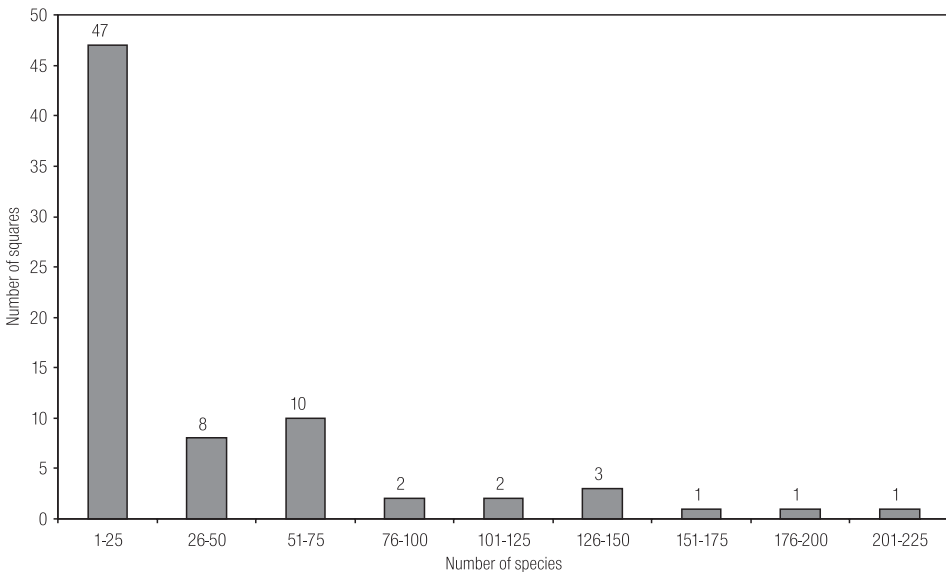


Fig. 3. Number of fungal species recorded per ATPOL square in the General Dezydery Chłapowski Landscape Park.

of those communities for preservation of fungal species diversity in farmland. The collected data, complemented with published materials, reflect differentiation of mycobiota in the Park and the current status of knowledge.

RESULTS

As many as 615 taxa of macrofungi representing two phyla were recorded in the Park. Most species (528; 86%) belonged to the phylum Basidiomycota, represented by 3 classes, 14 orders, and 52 families. Species from the order Agaricales constituted 63.5% of all recorded species. The phylum Ascomycota (87 species, 14%) was represented by 5 classes, 7 orders and 18 families. Richest in recorded species were the orders Pezizales (35 spp.) and Helotiales (34 spp.).

The area of the Park is covered by 223 squares (1 km² each) of the ATPOL grid; among them, 58 squares lie on the border of the Park. The data on fungi were gathered in 75 squares (33.6%). Some of them were visited regularly (study in permanent plots), whereas others only sporadically (47 squares). The number of recorded species per square ranged between 1 and 213 (Fig. 3). Merely 8 squares (3.6%), i.e. those with species number higher than 100, can be regarded as mycologically relatively well-studied.

Many species (399; 64%) were recorded in only 1-3 squares. According to the criteria adopted in this paper (classes of frequency values), these species are regarded as rare or very rare. Among them, 213 species are known from single squares. In highest numbers of squares, the following species were observed: *Gymnopus dryophilus* (28), *Mycena sanguinolenta* (25), *Xerocomus chrysenteron* (24), *Mycena galericulata* (23), *Gymnopus peronatus* (21), *Marasmius oreades* (20), and *Mycena leptcephala* (20).

LIST OF SPECIES

The list below enumeraes all the taxa of macrofungi recorded in the Park in 2000–2007, including the species known from publications dealing with the area of the Park. Among them, 416 were found on permanent plots and 466 outside in permanent plots (including 153 not recorded in permanent plots). Twenty species were found only during the earlier study in the village park in Turew (Bujakiewicz, Kujawa 2000), and 26 are known only from the earlier studies carried out in 3 shelterbelts (Strakulska 2001; Lisiewska, Strakulska 2002).

The nomenclature for Ascomycota follows Chmiel (2006), Hansen and Knudsen (2000), and *Index Fungorum* (2004), while for Basidiomycota Knudsen and Vestersholt (2008) and Legon et al. (2005) or the monographs of some genera. Distribution of species is described with the use of ATPOL grid (Zajac 1978), adapted for fungi by Wojewoda (2000). Species were grouped into functional groups according to the

classification by Lisiewska (2000), with a slight modification, abbreviations according to Friedrich (2001):

- ectomycorrhizal symbionts (M/s);
 - humicolous saprotrophs (S/s), including a few bryophilous species (B);
 - litter-inhabiting saprotrophs, growing on the upper and loose layer of litter, consisting of fallen leaves, seeds, fruits, other dead parts of herbs, mosses, fungi, animals, as well as tiny twigs [although Lisiewska (2000) regarded species growing on tiny twigs as lignicolous saprotrophs] (S/l);
 - lignicolous saprotrophs, developing on branches, pieces of bark, stumps and logs (S/w);
 - parasites, developing on live trees (P/w), herbs (P/p), insects (P/i) or fungi (P/f).
- Ectomycorrhizal symbionts were distinguished according to the literature (Agerer 1987-2008; Rudawska 1990, 1993, 2006; Wojewoda 2003; Mleczko 2004; Tedersoo et al. 2006).

For each species, the following data are given: functional group, year of observation, reference, and location (Tabs 1 and 2).

Table 1
Major characteristics of permanent plots in the General Dezydery
Chłapowski Landscape Park

No.	ATPOL DB	Forest or locality name	Forest division	Category of community
1	38-85	Błociszewo	-	park I
2	38-85	Błociszewo	-	park II
3	38-86	Błociszewo	-	av. <i>Aesc</i>
4	47-37	Choryń	-	park I
5	47-37	Choryń	-	park II
6	48-13	Ćwikłowo	154a	mon. <i>Frax</i>
7	48-03	Ćwikłowo	154c	mon. <i>Pop</i>
8	37-79	Gołębin St.	-	clump
9	37-87	Gołębin St.	-	av. <i>Q-ro</i>
10	37-69	Gorzyczki	-	clump
11	47-45	Racot	181c	mon. <i>Carp</i>
12	48-60	Kopaszewo	-	clump
13	48-60	Kopaszewo	-	clump
14	48-60	Kopaszewo	-	park I
15	48-60	Kopaszewo	-	park II
16	48-70	Kopaszewo	-	av. <i>Aesc</i>
17	47-59	Kopaszewo	165c	mon. <i>Fag</i>
18	47-02	Racot	-	park I
19	47-02	Racot	-	park II
20	47-03	Racot	-	av. <i>Til</i>
21	47-44	Racot	191j	mon. <i>Bet</i>
22	48-04	Rabiń	128h	mon. <i>Rob</i>
23	48-04	Rabiń	130c	mon. <i>Aln</i>
24	48-23	Rabiń	-	av. <i>Til</i>
25	48-05	Rabiń	126c	mon. <i>Lar</i>
26	48-17	Rabiń	136j	mon. <i>Pic</i>
27	48-34	Rabiń	-	shelterbelt
28	48-17	Rabiń	142a	mon. <i>Pse</i>
29	48-05	Rabiń	127b	mon. <i>Aln</i>
30	48-05	Rabiń	127g	mon. <i>Bet</i>
31	48-05	Rabiń	127d	mon. <i>Frax</i>
32	48-30	Turew	-	shelterbelt
33	48-11	Turew	-	av. <i>Q-ro</i>
34	48-00	Turew	-	shelterbelt

No.	ATPOL DB	Forest or locality name	Forest division	Category of community
35	48-00	Turew	-	park I
36	48-10	Turew	-	park II
37	38-91	Turew	-	shelterbelt
38	38-90	Turew	133i	mon. <i>Q-ro</i>
39	38-90	Turew	133b	mon. <i>Pop</i>
40	38-91	Turew	133d	mon. <i>Pin</i>
41	38-91	Turew	133g	mon. <i>Lar</i>
42	38-90	Turew	134h	mon. <i>Rob</i>
43	38-90	Turew	134d	mon. <i>Carp</i>
44	38-90	Turew	135j	mon. <i>Q-ru</i>
45	38-90	Turew	134c	mon. <i>Q-ru</i>
46	38-90	Turew	134g	mon. <i>Pic</i>
47	38-91	Turew	133d	mon. <i>Til</i>
48	38-81	Wronowo	132A	mon. <i>Fag</i>
49	47-09	Wyskoć	159a	mon. <i>Pin</i>
50	47-08	Wyskoć	160b	mon. <i>Q-ro</i>

Abbreviations: av. = avenue; mon. = forest monoculture; park I = plot in cultivated part of a village park; park II = plot in uncultivated part of a village park.

Species of trees: *Aesc* = *Aesculus hippocastanum*; *Aln* = *Alnus glutinosa*; *Bet* = *Betula pendula*; *Carp* = *Carpinus betulus*; *Fag* = *Fagus sylvatica*; *Frax* = *Fraxinus excelsior*; *Lar* = *Larix decidua*; *Pic* = *Picea abies*; *Pin* = *Pinus sylvestris*; *Pop* = *Populus* sp.; *Pse* = *Pseudotsuga taxifolia*; *Q-ro* = *Quercus robur*; *Q-ru* = *Quercus rubra*; *Rob* = *Robinia pseudacacia*; *Til* = *Tilia cordata*

Table 2
Localities (ATPOL squares) of records outside the permanent plots

No.	ATPOL DB	No.	ATPOL DB	No.	ATPOL DB	No.	ATPOL DB	No.	ATPOL DB
51	37-44	66	38-90	81	47-39	96	48-04	111	48-24
52	37-45	67	38-91	82	47-44	97	48-05	112	48-25
53	37-69	68	38-92	83	47-45	98	48-07	113	48-26
54	37-76	69	38-93	84	47-46	99	48-08	114	48-27
55	37-77	70	47-02	85	47-48	100	48-10	115	48-30
56	37-79	71	47-03	86	47-54	101	48-11	116	48-32
57	37-84	72	47-05	87	47-55	102	48-12	117	48-34
58	37-88	73	47-08	88	47-56	103	48-13	118	48-37
59	37-95	74	47-09	89	47-58	104	48-14	119	48-51
60	37-98	75	47-17	90	47-59	105	48-15	120	48-60
61	37-99	76	47-19	91	47-79	106	48-16	121	48-61
62	38-68	77	47-28	92	48-00	107	48-17	122	48-70
63	38-81	78	47-33	93	48-01	108	48-21	123	48-71
64	38-85	79	47-34	94	48-02	109	48-22	124	48-92
65	38-86	80	47-37	95	48-03	110	48-23	125	49-01

In species list, the following abbreviations were used:

Threat categories: Ex = extinct or probably extinct, E = endangered, V = vulnerable, R = rare, I = indeterminate, P = protected by law (Wojewoda, Ławrynowicz 2006), * new species in Poland

Functional groups:

M/s = mycorrhizal fungi, S/s = humicolous saprotrophs, S/l = litter-inhabiting saprotrophs, S/w = lignicolous saprotrophs, P/p = parasites of herbaceous plants, P/f = parasites of fungi, P/i = parasites of insects, P/w = parasites of woody plants, (B) = bryophilous species.

Published data sources:

B&K 2000 = Bujakiewicz and Kujawa 2000; D&M 1999 = Danielewicz and Maliński 1999; G et al. 1980 = Goszczyński et al. 1980; K&K 1997 = Karg and Kujawa 1997; K 2003a = Kujawa 2003a; K 2003b = Kujawa 2003b; K et al. 2004 = Kujawa et al. 2004; L&S 2002 = Lisiewska and Strakulska 2002; R 2005a = Ronikier 2005a; R 2005b = Ronikier 2005b; S 2001 = Strakulska 2001

ASCOMYCOTA

- Aleuria aurantia* (Pers.) Fuckel – S/s; 1997, 1999: (B&K 2000), 2000, 2007: 99, 107.
- Ascocoryne cylichnium* (Tul.) Korf – S/w; 1998: (B&K 2000); *A. sarcoides* (Jacq.) J.W. Groves & D.E. Wilson – S/w; 2001-2002, 2007: 11, 21, 92, 103.
- Bisporella citrina* (Batsch) Korf & S.E. Carp. – S/w; 2000-2002: 38, 45.
- Bulgaria inquinans* (Pers.) Fr. – S/w; 1999: (B&K 2000).
- Ciboria amentacea* (Balb.) Fuckel – S/l; 2006: 100; *C. batschiana* (Zopf) N.F. Buchw. – S/l; 1999: (B&K 2000), 2000-2001: 33, 36, 38, 50; *C. viridifusca* (Fuckel) Höhn. – S/l; 1997: (B&K 2000).
- Cistella acuum* (Alb. & Schwein.) Svrček – S/l; 2000: 40.
- Cordyceps capitata* (Holmsk.) Fr. – P/f, R; 2000-2001: 11, 45; *C. entomorrhiza* (Dicks.) Fr. – P/i; 2002: 6; *C. ophioglossoides* (Ehrh.) Fr. – P/f, R; 2000: 50.
- Crocicreas coronatum* (Bull.) S.E. Carp. – S/l; 1999: (B&K 2000), 2000-2001, 2003, 2005: 6, 8, 10, 12, 23, 58; *C. cyathoideum* (Bull.) S.E. Carp. var. *cyathoideum* – S/l; 2000: 27.
- Daldinia concentrica* (Bolton) Ces. & De Not. – S/w; 2002: 39.
- **Desmazierella* cf. *piceicola* Huhtinen & Y. Mäkinen – S/l; 2000: 26.
- Discina ancilis* (Pers.) Sacc. – S/w, R; 1998: 74.
- Dumontinia tuberosa* (Hedw.) L.M. Kohn – P/p; 1999 (B&K 2000); 2000, 2002, 2004, 2005: 14, 15, 92, 100.
- Elaphomyces granulatus* em. Hollós – M/s; 2000: 50; *E. muricatus* Fr. – M/s; 2000, 2001: 11, 45.
- Encoelia furfuracea* (Roth) P. Karst. – S/w; 2007: 100.
- **Geopora foliacea* (Schaeff.) S. Ahmad – S/s; 2003-2004, 2007: 74.
- Gyromitra esculenta* (Pers.) Fr. – S/s; 2001: 106.
- Helvella acetabulum* (L.) Quél. – S/s; 2002: 60; *H. atra* J. Köenig – S/s; 2004: 107; *H. crispa* (Scop.) Fr. – S/s; 1997: (B&K 2000), 2000, 2003: 100; *H. elastica* Bull. – S/s; 1998: (B&K 2000), 2006: 100; *H. ephippium* Lév. – S/s, R; 2000-2001: 8, 34; *H. lacunosa* Afzel. – S/s, R; 2000-2001, 2006: 48, 50, 58, 107; *H. macropus* (Pers.) P. Karst. – S/s; 1998: (B&K 2000), 2000-2001: 21, 30, 34, 39, 47.
- Humaria hemisphaerica* (F.H. Wigg.) Fuckel – S/s; 1998: (B&K 2000), 2000-2001, 2003, 2005: 9, 11, 13, 29, 30, 34, 47, 48, 50, 100, 107.
- Hymenoscyphus albidus* (Roberge ex Desm.) W. Phillips – S/l; 2001-2002: 13, 15, 29, 31, 58, 97; *H. calyculus* (Sowerby) W. Phillips – S/w; 2000: 97; *H. epiphyllus* (Pers.) Rehm ex Kauffman – S/l; 2000: 49; *H. fructigenus* (Bull.) Fr. – S/l; 1997-1999: (B&K 2000), 2000-2004: 1, 2, 4, 5, 9, 11, 15, 16, 18, 27, 33, 36, 50, 73, 100, 120, 125; *H. herbarum* (Pers.) Dennis – S/l; 2000: 29; *H. imberbis* (Bull.) Dennis – S/w; 2000: 23; *H. immutabilis* (Fuckel) Dennis – S/l; 2000-2001: 22, 40, 42; *H. phyllophilus* (Desm.) Kuntze – S/l; 2000: 65; *H. scutula* (Pers.) W. Phillips – S/l; 1999: (B&K 2000), 2000-2007: 6, 7, 8, 9, 10, 27, 31, 35, 58, 60, 73.
- Hypoxylon fragiforme* (Pers.) J. Kickx f. – S/w; 1998: (B&K 2000), 2001, 2003, 2007: 43, 83, 92; *H. howeanum* Peck – S/w; 2000-2002: 11, 31, 43; *H. multiforme* (Fr.) Fr. – S/w; 2001: 23.
- Lachnellula willkommii* (Hartig) Dennis – S/w; 2000, 2002: 25.

- Lachnum brevipilosum* Baral – S/w; 2002: 31; *L. virgineum* (Batsch) P. Karst. – S/l; 2000-2004: 12, 14, 16, 17, 36, 48, 60.
- Lanzia luteovirescens* (Roberge ex Desm.) Dumont & Korf – S/l; 1999: (B&K 2000), 4, 5, 18, 19, 97.
- Melastiza chateri* (W.G. Sm.) Boud. – S/s; 2002: 56.
- Mollisia amenticola* (Sacc.) Rehm – S/l; 1997: (B&K 2000), 2000: 10; *M. cinerea* (Batsch) P. Karst. – S/w; 1999: (B&K 2000), 2000-2001: 14, 24, 27, 29, 30.
- **Monilinia johnsonii* (Ellis & Everh.) Honey – S/l; 2000: 27.
- Morchella conica* Pers. – M?/s, **P, R**; 2000-2003 (K 2003b), 2004-2005: 93, 106; *M. esculenta* (L.) Pers. – M?/s, **P, R**; 2005: 100; *M. gigas* (Batsch) Pers. [= *Mitrophora semilibera* (DC.) Lév.] – M?/s, **P, R**; 1998-2002: (K&K 1997, B&K 2000, K 2003b), 2000, 2002-2005: 6, 31, 34, 60, 74, 121.
- Nectria cinnabarina* (Tode) Fr. – S/w; 2001-2003, 2007: 1, 2, 3, 4, 5, 12, 14, 16, 17, 18, 21, 23, 30, 38, 46, 47, 58, 69, 73.
- Octospora humosa* (Fr.) Dennis – S/s, (B); 2004-2005: 105, 107.
- Orbilbia xanthostigma* (Fr.) Fr. – S/w; 1997: (B&K 2000).
- Otidea alutacea* (Pers.) Masee – S/s; 1997, 1999: (B&K 2000), 2000, 2003: 100; *O. onotica* (Pers.) Fuckel – S/s; 2000: 50.
- **Peziza ampliata* Pers. – S/w; 2000-2002: 47; *P. arvernensis* Boud. – S/s; 2002: 17; *P. badia* Pers. – S/s; 2000: 100; *P. depressa* Pers. – S/s; 2000-2002: 15, 34, 100; *P. howsei* (Boud.) Donadini – S/s; 200-2001, 2005-2006: 15, 34, 114; *P. micropus* Pers. – S/w; 1997-1998: (B&K 2000), 2000-2002, 2006: 92, 100, 117; *P. repanda* Pers. – S/s; 2000: 39; *P. succosa* Berk. – S/s; 2000-2001, 2003: 15, 18, 34, 92; *P. vesiculosa* Bull. – S/s; 1999-2000: (S 2001, L&S 202), 2000, 2004, 2007: 73, 92.
- Pezizella alniella* (Nyl.) Dennis – S/l; 2006: 100.
- **Pustularia patavina* (Cooke & Sacc.) Boud. – S/s; 2005-2006: 60.
- Rhytisma acerinum* (Pers.) Fr. – P/S/l; 2001-2007: 58, 73.
- Rutstroemia bulgarioides* (Rabenh.) P. Karst. – S/l; 2001: 26, 46; *R. conformata* (P. Karst.) Nannf. – S/l; 1999: (B&K 2000), 2000: 29; *R. sydowiana* (Rehm) W.L. White – S/l; 1999: (B&K 2000), 2000-2002: 14, 27, 38, 45, 50, 107.
- Sclerotinia trifoliorum* Erikss. – P/p; 2005: 60.
- Scutellinia scutellata* (L.) Lambotte – S/w; 1997-1998: (B&K 2000), 2001-2004: 13, 29, 35, 92, 93, 96, 97, 120; *S. trechispora* (Berk. & Broome) Lambotte – S/s; 2000: 15.
- Tapesia fusca* (Pers.) Fuckel – S/w; 2000-2001: 13, 15, 17, 29, 43, 44, 47, 80.
- Tarzetia cupularis* (L.) Lambotte – S/s; 1998: (B&K 2000), 2000-2002, 2004: 8, 15, 18, 19, 23, 24, 29, 31, 35, 48, 100, 107.
- Trichophaea gregaria* (Rehm) Boud. – S/s; 2006-2007: 58, 60.
- Ustulina deusta* (Hoffm.) Lind [= *Kretzschmaria deusta* (Hoffm.) P.M.D. Martin] – S/w; 2002-2003, 2007: 17, 19, 20, 45, 48, 92.
- Verpa conica* (O.F. Müll.) Sw. – S/s, **P, R**; 1999-2000, 2002: (K 2003b), 2004: 100.
- Xylaria carpophila* (Pers.) Fr. – S/l; 2000-2004: 17, 35, 36, 48; *X. hypoxylon* (L.) Grev. – S/w; 1997-1998: (B&K 2000), 2000-2003, 2005, 2007: 2, 4, 6, 11, 12, 15, 17, 18, 19, 26, 31, 36, 48, 100; *X. longipes* Nitschke – S/w; 2004: 63; *X. oxyacanthae* Tul. & C. Tul. – S/l; 2001-2006: 34, 92; *X. polymorpha* (Pers.) Grev. – S/w; 1999: (B&K 2000), 2000-2002: 11, 15, 17, 19, 36, 47.

BASIDIOMYCOTA

- Agaricus arvensis* Schaeff. – S/s; 1999-2000: (B&K 2000, S 2001, L&S 2002), 2000-2007: 3, 7, 12, 20, 24, 33, 58, 65, 73, 80, 100; *A. augustus* Fr. – S/s; 2002, 2004: 100, 120; *A. bitorquis* (Quél.) Sacc. – S/s; 2000, 2001-2003, 2006: 20, 24, 33, 80, 100, 125; *A. campestris* L. – S/s; 1998 (S 2001, L&S 2002), 2001-2002, 2004: 6, 73; *A. comtulus* Fr. – S/s, R; 2000, 2003-2004, 2007: 73, 92; *A. essettei* Bon – S/s; 2004: 92; **A. litoralis* (Wakef. & A. Pearson) Pilát – (leg. K. Kujawa) S/s; 2002: 123; *A. semotus* Fr. – S/s; 1998: (B&K 2000); *A. sylvaticus* Schaeff. – S/s; 2000-2001: 12, 13, 97; *A. sylvicola* (Vittad.) Peck – S/s; 1998-2000 (S 2001, L&S 2002), 2000-2002, 2005-2007: 2, 6, 32, 58, 73; *A. xanthodermus* Genev. – S/s; 1998, 2000: (S 2001, L&S 2002), 2000, 2002-2004, 2006-2007: 35, 60, 70, 74, 80, 100, 120.
- Agrocybe arvalis* (Fr.) R. Heim & Romagn. – S/s; 2000 (S 2001, L&S 2002), 2000: 73; *A. cylindrica* (DC.) Maire – S/s, E; 1999: (B&K 2000); *A. dura* (Bolton) Singer – S/s; 2000-2002, 2006-2007: 58, 60; *A. pediades* (Fr.) Fayod – S/s; 2001-2007: 27, 58, 60; *A. praecox* (Pers.) Fayod – S/s; 2000: (S 2001, L&S 2002), 2000, 2002, 2004-2005: 7, 22, 58, 60, 73; *A. sphaleromorpha* (Bull.) Fayod (according to Legon et al. 2005 it is one of the species belonging to *A. praecox* complex) – S/s; 2000: (S 2001, L&S 2002).
- Amanita citrina* (Schaeff.) Pers. f. *citrina* – M/s; 1997: (B&K 2000), 2000-2002: 11, 17, 43, 44, 45, 50, 90; *A. excelsa* (Fr.) P. Kumm. f. *excelsa* – M/s; 2000-2001: 43, 106; *A. fulva* (Schaeff.) Fr. – M/s; 2000-2002: 28, 45, 50, 66, 114; *A. muscaria* (L.) Lam. var. *muscaria* – M/s; 2000: (S 2001, L&S 2002), 2000-2007: 17, 21, 28, 73, 90, 106; *A. pantherina* (DC.) Krombh. – M/s; 2000, 2003, 2006: 9, 43, 80, 100; *A. phalloides* (Vaill.) Link var. *phalloides* – M/s; 2000-2001: 9, 11, 24, 33, 43, 63, 90, 100; *A. porphyria* Alb. & Schwein. – M/s; 2001, 2003: 26, 113; *A. rubescens* Pers. f. *rubescens* – M/s; 1997 (B&K 2000), 2000-2004: 2, 5, 11, 17, 28, 35, 43, 44, 45, 50, 66, 90, 100, 109; *A. strobiliformis* (Vittad.) Bertill. – M/s, 2007: 100; *A. vaginata* (Bull.) Lam. f. *vaginata* – M/s; 2001: 66.
- Ampulloclitocybe* [*Clitocybe*] *clavipes* (Pers.) Redhead, Lutzoni, Moncalvo & Vilgalys (rev. H. Komorowska) – S/s; 1997, 2000: (B&K 2000, S 2001, L&S 2002), 2000-2003: 16, 25, 26, 28, 38, 40, 41, 49, 82, 86, 114.
- Armillaria borealis* Marxm. & Korhonen – P/w; 2000-2001: 11; *A. cepistipes* Velen. – P/w; 2004: 100; *A. lutea* Gillet – P/w; 1997-1998 (B&K 2000, as: *A. mellea* s.l.), 2000-2001: 1, 4, 5, 15, 18, 28, 30, 35, 36, 38, 42, 45, 46; *A. mellea* (Vahl.) P. Kumm. s.str. – P/w; 2000, 2004-2006: 92; *A. ostoyae* (Romagn.) Herink – P/w; 2003-2006: 66, 100, 112.
- Auricularia auricula-judae* (Bull.) Wettst. – S/w; 1997-2000: (B&K 2000, S 2001, L&S 2002), 2000-2003: 1, 2, 4, 5, 8, 10, 12, 14, 19, 27, 36, 37, 69.
- Auriscalpium vulgare* Gray – S/l; 2000-2003, 2005-2007: 23, 26, 28, 40, 49, 50, 58, 68, 73, 82, 83, 86, 114.
- Baeospora myosura* (Fr.) Singer – S/l; 2001-2004: 26, 40, 46, 47, 49, 79.
- Bjerkandera adusta* (Willd.) P. Karst. – S/w; 1999-2000: (B&K 2000, S 2001, L&S 2002), 2000-2001, 2003, 2007: 21, 26, 62, 83, 100.
- Bolbitius titubans* (Bull.) Fr. – S/l; 1999-2000: (S 2001, L&S 2002), 2000-2003: 3, 8, 24, 39, 52, 73, 82, 100, 103, 114.

- Boletus edulis* Bull. – M/s; 2000-2004, 2006: 9, 21, 24, 43, 44, 48, 50, 66, 73, 83, 90, 100, 114; *B. luridiformis* Rostk. var. *luridiformis* – M/s; 2000, 2006: 73, 106; *B. luridus* Schaeff. var. *luridius* – M/s; 2000-2001, 2004: 9, 24, 48, 63.
- Bovista dermoxantha* (Vittad.) De Toni – S/s; 1998-1999: (S 2001, L&S 2002), 2000-2004, 2007: 2, 4, 5, 16, 20, 27, 30, 32, 47, 48, 60, 73, 100, 114; *B. plumbea* Pers. – S/s; 1999-2000: (S 2001, L&S 2002); 2002, 47; *B. nigrescens* Pers. – S/s; 2000, 2003: 6, 7, 30, 67, 68, 118.
- Byssomerulius corium* (Pers.) Parmasto – S/w; 1997: (B&K 2000), 2007: 58.
- Calocera cornea* (Batsch) Fr. – S/w; 2000-2003: 6, 11, 17, 39, 43, 44, 45; *C. viscosa* (Pers.) Fr. – S/w; 2000-2003: 25, 26, 28, 41, 46, 62, 66, 82, 80, 86, 98, 100, 114.
- Calocybe gambosa* (Fr.) Donk f. *gambosa* – S/s; 2000-2006: 3, 6, 8, 20, 27, 60, 114, 120.
- Calvatia [Langermannia] gigantea* (Batsch) Lloyd – S/s, **P**; (D&M 1999, K&K 1997, K 2003b), 1970: (G et al. 1980, K&K 1997), 1997, 2000, 2002: (B&K 2000, K 2003b), 2005-2006: 19, 77 (leg., det. H. Gołdyn), 81 (leg., det. D. Sobczyk), 84, 91, 100, 120 (leg., det. E. Górna).
- Calypotella capula* (Holmsk.) Quél. – S/l, **R**; 2000-2001: 31, 35.
- Cantharellus cibarius* Fr. – M/s; 1987-1996: (K&K 1997), 2000-2003: 28, 40, 44, 45, 50, 62, 66, 73, 114.
- Chalciporus piperatus* (Bull.) Bataille – M/s; 2000-2001: 28, 45, 90.
- Chlorophyllum brunneum* (Farl. & Burt.) Vellinga [= *Macrolepiota rhacodes* var. *bohemica* (Wichanský) Bellù & Lanzoni] – S/s; 1998, 2000: (S 2001, L&S 2002); *Ch. [Macrolepiota] rhacodes* (Vittad.) Vellinga – S/s; 1998-1999: (B&K 2000, S 2001, L&S 2002), 2000-2002, 2006: 1, 2, 3, 4, 12, 16, 20, 26, 27, 32, 36, 37, 38, 41, 46, 60, 74, 90, 100, 103.
- Chondrostereum purpureum* (Pers.) Pouzar – S/w; 1999: (B&K 2000), 2001-2002: 21.
- **Clavicornia taxophila* (Thom) Doty – S/s; 2000-2001: 7.
- Clavulina cinerea* (Bull.) J. Schröt. – S/s; 1997-1998: (B&K 2000), 2000-2001, 2003: 48, 100; *C. coralloides* (L.) J. Schröt. – S/s; 2001, 2003: 7, 114.
- Clitocybe agrestis* Harmaja – S/l, **R**; 1999: (S 2001, L&S 2002); *C. anisata* Velen. (det. H. Komorowska) – S/l; 2001: 115; *C. candicans* (Pers.) P. Kumm. var. *candicans* – S/l; 1999: (S 2001, L&S 2002), 2000, 2007: 2, 58, 73; *C. cerussata* (Fr.) P. Kumm. (according to Legon et al. 2005 it is synonym of *C. phyllophila*) – S/l; 2000: (S 2001, L&S 2002); *C. ditopus* (Fr.) Gillet (rev. H. Komorowska) – S/l; 2000-2002: 27, 36; *C. fragrans* (With.) P. Kumm. – S/l; 1998-2000: (S 2001, L&S 2002, as: *C. fragrans* et *C. suaveolens*); *C. metachroa* (Fr.) P. Kumm. var. *metachroa* – S/l; 1998, 2000: (S 2001, L&S 2002), 2001, 2004, 2007: 73; *C. nebularis* (Batsch) P. Kumm. var. *nebularis* – S/s; 1998: (S 2001, L&S 2002), 2000-2002, 2004, 2007: 2, 4, 5, 19, 20, 21, 36, 37, 38, 39, 47, 58, 73, 78, 80, 115; *C. odora* (Bull.) P. Kumm. var. *odora* – S/l; 2000: (S 2001, L&S 2002), 2000, 2002-2003, 2005-2007: 2, 21, 23, 38, 73, 100; *C. phaeophthalma* (Pers.) Kuyper (rev. H. Komorowska) – S/l, **R**; 2000-2002: 32, 37, 38, 42; *C. phyllophila* (Pers.) P. Kumm. (rev. H. Komorowska) – S/l; 2001: 4, 21; *C. rivulosa* (Pers.) P. Kumm. [= *C. dealbata* (Sowerby) P. Kumm.] – S/l; 1998-2000: (S 2001, L&S 2002), 2000, 2007: 20, 58; *C. trulliformis* (Fr.) P. Karst. (det. H. Komorowska) – S/s; 2000: 95; *C. vermicularis* (Fr.) Quél. – S/l; 1998: (S 2001, L&S 2002); *C. vibecina* (Fr.) Quél. – S/l; 2000: (S 2001, L&S 2002), 2001, 2004: 22, 26, 73.

- Clitopilus prunulus* (Scop.) P. Kumm. – M/s; 2000-2002: 20, 21, 48.
- Collybia cirrata* (Pers.) Quél. – S/l; 2001, 2003-2005, 2007: 46, 60, 73; *C. cookei* (Bres.) J.D. Arnold – S/l; 2001, 2003-2005, 2007: 13, 73, 92; *C. tuberosa* (Bull.) P. Kumm. – S/l; 2001: 50.
- Conocybe albipes* (G.H. Otth) Hauskn. – S/s; 2002, 2005: 60, 120; *C. mesospora* Kühner & Watling – S/s; 2000-2001, 2007: 60; *C. pilosella* (Pers.) Kühner – S/s; 2000: 31; *C. pubescens* (Gillet) Kühner – S/s; 2000: 60; *C. rickeniana* P.D. Orton – S/s; 1997: (B&K 2000), 2000-2002, 2005-2006: 3, 7, 12, 13, 15, 18, 19, 34, 73; *C. semiglobata* Kühner & Watling – S/s; 2000-20004, 2007: 8, 10, 58, 60, 73, 117; *C. subovalis* Kühner & Watling – S/s; Tu, 2007: 60; *C. subpubescens* P.D. Orton – S/s; 2001-2002: 33, 38; *C. tenera* (Schaeff.) Fayod – S/s; 1998-2000: (S 2001, L&S 2002), 2000-2003: 7, 13, 27, 33, 34, 39, 100, 115; *C. velutipes* (Velen.) Hauskn. & Svrček – S/s; 2000, 2003: 37, 79.
- Coprinellus* [*Coprinus*] *angulatus* (Peck) Redhead, Vilgalys & Moncalvo – S/s, 2002: 67; *C. disseminatus* (Pers.) J.E. Lange – S/w; 1998-2000: (B&K 2000, S 2001, L&S 2002), 2000-2004, 2006: 6, 8, 10, 12, 19, 30, 31, 34, 80, 92; *C. domesticus* (Bolton) Vilgalys, Hopple & Jacq. Johnson – S/w; 1999-2000: (S 2001, L&S 2002), 2000, 2002-2006: 6, 12, 13, 38, 60, 63, 100, 103, 120; *C. impatiens* (Fr.) J.E. Lange – S/s; 1997: (B&K 2000), 2000, 2006: 4, 92; *C. micaceus* (Bull.) Vilgalys, Hopple & Jacq. Johnson – S/w; 1998-2000: (B&K 2000, S 2001, L&S 2002), 2000-2004, 2006: 1, 5, 6, 7, 12, 13, 15, 18, 22, 30, 34, 37, 39, 40, 47, 63, 66, 73, 83, 89, 97, 98, 100, 120; *C. truncorum* (Schaeff.) Vilgalys, Hopple & Jacq. Johnson – S/s; 2007: 74; *C. xanthothrix* (Romagn.) Vilgalys, Hopple & Jacq. Johnson – S/w; 1998-2000: (S 2001, L&S 2002), 2001, 2003: 24, 37, 67, 68, 82, 86, 100.
- Coprinopsis* [*Coprinus*] *atramentaria* (Bull.) Redhead, Vilgalys & Moncalvo – S/s; 1998-1999 (B&K 2000), 2000-2003: 6, 7, 13, 15, 18, 34, 37, 70, 76, 100; *C. erythrocephala* (Lév.) Redhead, Vilgalys & Moncalvo – S/w; 2000-2001: 34; *C. friesii* (Quél.) P. Karst. – S/l; 2000, 2002: 29, 110; **C. insignis* (Peck) Redhead, Vilgalys & Moncalvo – S/s; 2000, 2004, 2006: 92, 100.
- Coprinus comatus* (O.F. Müll.) Pers. – S/s; 1998-2000: (S 2001, L&S 2002), 2000, 2002-2004, 2006: 37, 61, 74, 75, 76, 100, 109; *C. cortinatus* J.E. Lange – S/s; 1999: (B&K 2000).
- Corioloopsis gallica* (Fr.) Ryvarden – S/w, **R**; 2002: 31.
- Cortinarius alnetorum* (Velen.) M.M. Moser – M/s; 1998: (B&K 2000), 2001: 36; *C. cinnamomeus* (L.) Gray – M/s; 2000-2001: 26, 28, 49; *C. helvelloides* (Fr.) Fr. – M/s; 1998: (B&K 2000); *C. hemitrichus* (Pers.) Fr. – M/s; 2000-2001: 39; *C. torvus* (Fr.) Fr. – M/s; 2000-2001: 43, 83.
- Craterellus cornucopioides* (L.) Pers. – M/s; 2006: 114.
- Crepidotus lundellii* Pilát – S/w; 2001, 2007: 19, 34, 36, 58, 60; *C. variabilis* (Pers.) P. Kumm. – S/w; 1999: (B&K 2000), 2000-2003: 10, 11, 19, 29, 30, 34, 36, 38, 42, 43, 45, 47, 50, 82, 83.
- Crinipellis scabella* (Alb. & Schwein.) Murrill – S/l; 2000-2003, 2005-2007: 9, 20, 24, 27, 33, 37, 58, 60, 73.
- Crucibulum laeve* (Huds.) Kambly – S/w; 1998-1999: (B&K 2000, S 2001, L&S 2002), 1997, 2000-2003: 1, 2, 5, 11, 35, 36, 70, 81, 100, 114.

- Cyathus olla* (Batsch) Pers. – S/l; 1998-2000: (B&K 2000, S 2001, L&S 2002), 2000-2007: 3, 4, 9, 16, 24, 27, 33, 35, 60, 62, 73; *C. striatus* (Huds.) Willd. – S/w; 2000-2004, 2006: 2, 4, 11, 13, 19, 34, 35, 73, 80, 83.
- Cystoderma amianthinum* (Scop.) Fayod – S/s (B); 2000-2002: 25, 50.
- Cystolepiota seminuda* (Lasch) Bon – S/s; 1998: (B&K 2000), 2000-2002: 39, 47.
- Dacrymyces stillatus* Nees. – S/w; 2001-2002, 2004: 4, 17, 18, 23, 28, 34, 37, 41, 42, 43, 44, 45, 46, 73.
- Daedalea quercina* (L.) Pers. – S/w; 1998: (S 2001, L&S 2002), 2000, 2002-2003: 38, 45, 83, 86, 90, 114, 125.
- Daedaleopsis confragosa* (Bolton) J. Schröt. – S/w; 2000, 2003: 39, 67, 114.
- Delicatula integrella* (Pers.) Pat. – S/w; 2000-2001: 15, 23, 29, 31.
- Echinoderma* [*Lepiota*] *aspera* (Pers.) Bon – S/s; 1997: (B&K 2000), 2002: 19; *E. echinacea* (J.E. Lange) Bon – S/s, V; 2000-2002: 12, 14, 27, 65.
- Entoloma araneosum* (Qué.) M.M. Moser f. *fulvostrigosum* (Berk. & Broome) Noordel. – S/s; 1998-1999: (B&K 2000), 2000, 2004: 15, 100; *E. byssisedum* (Pers.) Donk – S/w, R; 1999: (B&K 2000); **E. cephalotrichum* (P.D. Orton) Noordel. – S/s; 2001-2002: 38; *E. clypeatum* (L.) P. Kumm. f. *clypeatum* – M?/s; 2001-2003: 6, 8; *E. dysthaloides* Noordel. – S/s; 2000: 8; *E. euchroum* (Pers.) Donk – S/w, R; 2000: 23; *E. excentricum* Bres. – S/s, R; 1999: (S 2001, L&S 2002); *E. hirtipes* (Schumach.) M.M. Moser – S/s; 2000, 2004: 6, 16, 100; *E. incarnatofuscescens* (Britzelm.) Noordel. – S/s; 2001, 2003, 2006: 100, 103; *E. lividocyanulum* Noordel. – S/s; 2001: 6; *E. nitidum* Qué. – M/s; 2000: 83; **E. parasiticum* (Qué.) Kreisel – (leg. Jerzy Karg), P/f; 1999: 73; *E. percandidum* Noordel. – S/s; 2001: 25; *E. pleopodium* (Bull.) Noordel. – S/l, R; 2000-2001: 30; *E. politum* (Pers.) Donk – S/s; 2006: 100; *E. rhodocalix* (Lasch) M.M. Moser – S/s, R; 2000-2001: 35, 50; *E. rhodopolium* (Fr.) P. Kumm. var. *rhodopolium* – S/s; 1997, 1999: (B&K 2000, as: *E. rhodopolium* f. *nidosum* et *E. rhodopolium*), 2000-2001, 2004: 1, 2, 4, 5, 6, 12, 17, 18, 30, 35, 39, 47; *E. rusticoides* (Gillet) Noordel. – S/s, E; 2002: 27; *E. sericeum* Qué. var. *sericeum* – S/s; 1999: (S 2001, L&S 2002); *E. turbidum* (Fr.) Qué. – S/s, R; 2002: 28; *E. undatum* (Fr.) M.M. Moser – S/s; 2001: 27; *E. vernum* S. Lundell – S/s; 2001, 2006: 39, 114.
- Exidia glandulosa* (Bull.) Fr. [= *E. truncata* Fr.] – S/w, R; 1998, 2000: (B&K 2000, S 2001, L&S 2002), 2000-2003, 2005: 18, 38, 41, 47, 50, 70, 86, 100; *E. plana* (F.H. Wigg.) Donk. – S/w; 2001-2003, 2005, 2007: 6, 7, 13, 17, 18, 19, 21, 22, 23, 24, 29, 31, 37, 38, 39, 42, 44, 45, 47, 48, 49, 50, 58, 67, 100, 114.
- Fistulina hepatica* (Schaeff.) Fr. – P/w, P, R, 1987-1999: (K&K 1997, B&K 2000), 2000-2002, 2006: 66, 92, 120.
- Flammulaster carpophilus* (Fr.) Earle – S/l, R; 2002: 17.
- Flammulina velutipes* (Curtis.) P. Karst. var. *velutipes* – S/w; 1998, 2000: (B&K 2000, S 2001, L&S 2002), 2000, 2002: 21, 31, 47.
- Fomes fomentarius* (L.) J.J. Kickx – S/w and P/w; 1997: (B&K 2000), 2000-2003: 11, 26, 30, 39, 47, 48, 51, 60, 83, 96, 98, 100, 107, 114, 120.
- Fomitopsis pinicola* (Sw.) P. Karst. – S/w; 2005: 84.
- Galerina clavata* (Velen.) Kühner – S/s, (B); 2000-2006: 58, 60, 73; *G. hypnorum* (Schrank) Kühner – S/s, (B); 2000-2001: 26, 28, 46, 50; *G. marginata* (Batsch) Kühner s.l. – S/w; 1998: (B&K 2000, as: *G. unicolor*); *G. mniophila* (Lasch) Kühner – S/s, (B); 2001-2002: 25; *G. subclavata* Kühner – S/s, (B); 2003: 73; *G. triscopa*

- (Fr.) Kühner – S/w, **R**; 2001-2002: 25, 26, 28, 41, 46; *G. vittiformis* (Fr.) Singer var. *vittiformis* f. *tetraspora* A.H. Sm & Singer – S/s, (**B**); 2000-2002: 25, 26, 41.
- **Gamundia striatula* (Kühner) Raithelh. (rev. H. Komorowska) – S/s, (**B**); 2003-2005, 2007: 92.
- Ganoderma applanatum* (Pers.) Pat. – S/w; 1998: (**B&K 2000**), 2002-2003, 2005: 31, 67, 83, 84; *G. lucidum* (Curtis) P. Karst. – S/w, **P, R**; (**K&K 1997**); 2003-2004: 58, 73.
- Geastrum berkeleyi* Masee – (leg. Michał Wójtowski), M?/s, **P, Ex**; 2007: 114; *G. corollinum* (Batsch) Hollós – (leg. Artur Golis), M?/s, **P, E**; 2004, 2007: 63; *G. coronatum* Pers. – M?/s, **P, V**; 2003-2007: 60; *G. fornicatum* (Huds.) Hook. – M?/s, **P, E**; 2001, 2003-2007: 4, 60; *G. rufescens* Pers. – M?/s, **P, E**; 2006-2007: 114; *G. striatum* DC. – M?/s, **P, E**; 2000-2002: (**K 2003a**), 2003-2007: 60, 63, 75, 115 (leg. D. Sobczyk).
- Gloeophyllum odoratum* (Wulfen) Imazeki – S/w; 1997, 2000: (**B&K 2000**), 2003-2004, 2007: 100.
- Gomphidius glutinosus* (Schaeff.) Fr. – M/s, **R**; 2007: 60; *G. roseus* (Fr.) P. Karst. – M/s, **R**; 2005: 106.
- Grifola frondosa* (Dicks.) Gray – P/w, **P, V**; 1996, 2001: (**K&K 1997, K 2003b**), 2004-2007: 92.
- Gymnopilus penetrans* (Fr.) Murrill – S/w; 2000-2002: 40; *G. spectabilis* (Weinm.) A.H. Sm. – S/w; 2000-2004: 34, 55, 67, 100.
- Gymnopus* [*Setulipes*] *androsaceus* (L.) Antonín & Noordel. – S/l; 1998: (**S 2001, L&S 2002**), 2000-2004: 25, 26, 28, 49, 50, 52, 58, 73, 82, 114; *G. aquosus* (Bull.) Antonín & Noordel. – S/l; 2004, 2007: 66, 73; *G. brassicolens* (Romagn.) Antonín & Noordel. – S/l; 2000-2003: 7, 9, 12, 14, 16, 21, 22, 42, 114; *G. confluens* (Pers.) Antonín, Halling & Noordel. – S/l; 1998-1999: (**B&K 2000, S 2001, L&S 2002**), 2001, 2003, 2005-2007: 100; *G. dryophilus* (Bull.) Murrill – S/l; 1997-2000: (**B&K 200, S 2001, L&S 2002**), 2000-2007: 2, 4, 6, 7, 9, 12, 16, 21, 22, 26, 30, 31, 32, 33, 35, 36, 38, 39, 40, 41, 42, 46, 47, 49, 50, 51, 54, 58, 62, 67, 68, 73, 86, 89, 90, 96, 98, 100, 114, 120; *G. erythropus* (Pers.) Antonín, Halling & Noordel. – S/w; 1999: (**S 2001, L&S 2002**), 2000-2002: 4, 5, 11, 14, 18, 22, 28, 45; *G. fusipes* (Bull.) Gray – P/w; 2006: 114; *G. hariolorum* (Bull.) Antonín, Halling & Noordel. – S/l; 2001: 7; *G. hybridus* (Kühner & Romagn.) Antonín & Noordel. – S/l; 1998: (**S 2001, L&S 2002**); *G. ocior* (Pers.) Antonín & Noordel. – S/s, **E**; 1999: (**B&K 2000**), 2000-2003, 2005-2006: 6, 7, 16, 25, 39, 40, 49, 58, 66, 73, 80, 90; *G. peronatus* (Bolton) Antonín, Halling & Noordel. – S/l; 1997-2000: (**B&K 2000, S 2001, L&S 2002**), 2000-2003: 2, 3, 4, 5, 11, 17, 27, 28, 33, 35, 36, 41, 44, 45, 46, 48, 50, 62, 67, 68, 73, 82, 87, 100, 114.
- Gyrodon lividus* (Bull.) P. Karst. – M/s, **R**; 2000, 2003: 23, 96.
- Gyroporus castaneus* (Bull.) Quél. – M/s, **R**; 2000-2001: 83; *G. cyanescens* (Bull.) Quél. – M/s, **R**; 1998, 2001, 2006: 73, 74.
- Handkea excipuliformis* (Scop.) Kreisel – S/s; 1998-2000: (**S 2001, L&S 2002**), 2000-2001, 2005, 2007: 5, 7, 12, 24, 32, 37, 39, 58, 73, 88; *H. utrififormis* (Bull.) Pers. – S/s; 1999: (**S 2001, L&S 2002**), 2001, 2004, 2007: 58, 111, 112.
- Hapalopilus nidulans* (Fr.) P. Karst. – S/w; 2000-2002: 2, 14, 21, 25, 30, 39, 44, 45, 47, 66, 107.

- Hebeloma crustuliniforme* (Bull.) Quél. – M/s; 1999: (S 2001, L&S 2002), 2000-2001, 2003-2004: 12, 58, 73, 100; *H. mesophaeum* (Pers.) Quél. – M/s; 2000-2007: 58, 60, 73; *H. saccharioides* Quél. – M/s; 1999: (B&K 2000, S 2001, L&S 2002); *H. sordescens* Vesterh. – M/s; 1999: (B&K 2000); *H. velutipes* Bruchet [= *H. longicaudum* (Fr.) ss. Lange.] – M/s; 1998-1999: (S 2001, L&S 2002).
- Hemipholiota populnea* (Pers.) Bon – S/w; 2004: 111, 112.
- Heterobasidion annosum* (Fr.) Bref. s.l. – P/w and S/w; 2000-2002: 25, 28, 35, 40, 41, 47, 49, 50.
- **Hohenbuehelia cyphelliformis* (Berk.) O.K. Mill. – S/l; 2001: 58; *H. fluxilis* (Fr.) P.D. Orton – S/w, R; 1997, 1999: (B&K 2000), 2000-2002: 2, 6, 29, 39, 42, 36; *H. mastrucata* (Fr.) Singer – S/w; 2001: 38, 43, 45.
- Hydropus floccipes* (Fr.) Singer – S/s; 2006: 100.
- Hygrocybe conica* (Schaeff.) P. Kumm. var. *conica* – M/s; 2000-2001, 2006: 6, 100; *H. insipida* (J.E. Lange) M.M. Moser – M/s, E; 2000-2001: 6.
- Hygrophoropsis aurantiaca* (Wulfen) Maire – S/w; 2000: (S 2001, L&S 2002), 2000, 2002-2003: 25, 26, 40, 41, 46, 49, 50, 52, 83, 87, 98, 107.
- Hygrophorus hypothejus* (Fr.) Fr. – M/s, I; 2004: 79.
- Hymenochaete rubiginosa* (Dicks.) Lév. – S/w; 2000-2001, 2003: 50, 86.
- Hypholoma fasciculare* (Huds.) P. Kumm. var. *fasciculare* – (rev. Z. Heinrich), S/w; 1997-1999: (B&K 2000, S 2001, L&S 2002), 2000-2005: 9, 11, 17, 21, 22, 25, 26, 28, 30, 35, 38, 39, 40, 41, 42, 43, 44, 45, 47, 49, 50, 67, 73, 82, 87, 89, 90, 97, 100, 102, 104, 114; *H. lateritium* (Schaeff.) P. Kumm. – (rev. Z. Heinrich), S/w; 2000-2003, 2006: 17, 25, 26, 28, 38, 45, 50, 60, 98, 114.
- Infundibulicybe* [*Clitocybe*] *gibba* (Pers.) Harmaja (rev. H. Komorowska) – S/s; 1998-2000: (S 2001, L&S 2002), 2000-2002: 38, 39, 50.
- Inocybe auricomma* (Batsch) J.E. Lange – M/s; 2000-2002, 2004, 2007: 12, 21, 39, 58; *I. bongardii* (Weinm.) Quél. – M/s; 2000: (S 2001, L&S 2002); *I. calida* Velen. – M/s; 2000: 18; *I. calospora* Quél. – (rev. A. Ronikier), M/s, V; 2000-2002 (R 2005a); *I. cincinata* (Fr.) Quél. var. *major* (S. Petersen) Kuyper [= *I. obscura* (Pers.) Gillet – M/s; 2007: 60; *I. curvipes* P. Karst. – M/s; 1998-2000: (S 2001, L&S 2002), 2000-2005: 58, 60, 73; *I. dulcamara* (Alb. & Schwein.) P. Kumm. – M/s; 2003: 107; *I. erubescens* A. Blytt – M/s; 1999: (B&K 2000), 2001-2002, 2004: 34, 48, 63, 100; *I. fuscidula* Velen. var. *fuscidula* – M/s; 2000-2001, 2004: 34, 114; *I. geophylla* (Pers.) P. Kumm. – M/s; 1997-1998: (B&K 2000), 2000-2001: 12, 20, 24, 100; *I. grammata* Quél. & Le Bret. – M/s, V; 1999: (S 2001, L&S 2002); *I. hirtella* Bres. – M/s; 2000-2001: 48; *I. lacera* (Fr.) P. Kumm. var. *lacera* – M/s; 2000, 2002, 2004: 11, 44, 45, 58, 73; *I. lanuginosa* (Bull.) P. Kumm. – M/s; 2000-2002: 28, 43, 50; *I. lilacina* (Peck.) Kauffman [= *I. geophylla* var. *lilacina* Gillet] – M/s; 1997-1998: (B&K 2000); *I. napipes* J.E. Lange – M/s; 1999-2000: (S 2001, L&S 2002), 2000: 7; *I. perlata* (Cooke) Sacc. – M/s; 1997-1999: (B&K 2000), 2000-2004: 8, 20, 34, 80, 100; *I. petiginosa* (Fr.) Gillet – M/s; 1997-2000: (B&K 2000, S 2001, L&S 2002), 2000-2001: 73; *I. posterula* (Britzelm.) Sacc. – M/s; 2001, 2004, 2007: 58, 60 73; *I. praetervisa* Quél. – M/s; 2000-2002: 31; *I. pusio* P. Karst. – M/s; 2000-2001: 20, 28; *I. rimosa* (Bull.) P. Kumm. – M/s; 1998: (B&K 2000), 2000-2002: 29, 47, 48, 58, 100; *I. squamata* J.E. Lange – M/s, R; 2000-2001: 29, 97.
- Inonotus radiatus* (Sowerby) P. Karst. – S/w; 2001: 23.

- Kuehneromyces mutabilis* (Schaeff.) Singer & A.H. Sm. – S/w; 1997-1999: (B&K 2000), 2000-2001, 2003-2004: 21, 43, 47, 67, 113.
- Laccaria amethystina* Cooke – M/s; 1997-1999: (B&K 2000), 2000-2002: 11, 17, 43, 50; *L. bicolor* (Maire) P.D. Orton – M/s; 1997-1999: (B&K 2000, S 2001, L&S 2002), 2000: 45; *L. laccata* (Scop.) Berk. & Broome – M/s; 1999-2000: (S 2001, L&S 2002), 2000-2005: 2, 5, 9, 11, 12, 17, 21, 25, 26, 28, 30, 33, 34, 35, 36, 39, 43, 44, 45, 46, 58, 73; *L. proxima* (Boud.) Pat. – M/s; 1998-2000: (S 2001, L&S 2002), 2003-2004: 73; *L. tortilis* (Bolton) Cooke – M/s; 1999-2000: (B&K 2000, S 2001, L&S 2002), 2000-2002, 2004: 39, 58, 73.
- Lachnella alboviolascens* (Alb. & Schwein.) Fr. – S/w; 2005, 2007: 58, 74.
- Lacrymaria lacrymabunda* (Bull.) Pat. – S/s; 1998-1999: (B&K 2000), 2000, 2002-2004: 13, 100, 120.
- Lactarius blennius* (Fr.) Fr. – M/s; 1997-1999: (B&K 2000), 2000-2001: 17, 35, 48; *L. camphoratus* (Bull.) Fr. – M/s; 2000-2002: 43, 44, 45, 50, 66; *L. chrysorrhoeus* Fr. – M/s, R; 2000-2001: 44, 50; *L. deliciosus* (L.) Gray – M/s; 1996, 1998: (K&K 1997, S 2001, L&S 2002); *L. fluens* Boud. – M/s; 2001: 5; *L. glyciosmus* (Fr.) Fr. – M/s; 1999: (S 2001, L&S 2002), 2001, 2004, 2006: 39, 73; *L. necator* (Bull.) P. Karst. – M/s; 1998: (S 2001, L&S 2002), 2000, 2004, 2006-2007: 39, 47, 73, 96; *L. obscuratus* (Lasch) Fr. – M/s; 2001: 36; *L. omphaliformis* Romagn. – M/s; 2000-2002: 23, 29; *L. pubescens* (Schrad.) Fr. – M/s; 2007: 58; *L. pyrogalus* (Bull.) Fr. – M/s; 2001-2002: 35, 100; *L. quietus* (Fr.) Fr. – M/s; 1998, 2000: (S 2001, L&S 2002), 2000-2003: 2, 9, 22, 38, 40, 50, 66, 73, 83, 86, 100; *L. rufus* (Scop.) Fr. – M/s; 2000-2003: 28, 46, 114; *L. tabidus* Fr. [= *L. theiogalus* (Bull.) Gray ss. Neuhoff] – M/s; 2000-2003: 25, 26, 30, 43, 44, 45, 51, 67, 114; *L. torminosus* (Schaeff.) Pers. – M/s; 2001-2002: 58, 73.
- Laetiporus sulphureus* (Bull.) Bondartsev & Singer – P/w; 1997, 1999: (B&K 2000), 2000-2006: 57, 60, 67, 68, 70, 80, 92, 94, 95, 97, 100, 115, 120.
- Leccinum pseudoscabrum* (Kallenb.) Šutara – M/s; 2001: 11; *L. scabrum* (Bull.) Gray – M/s; 2000, 2003, 2005, 2007: 73, 114.
- Lentinus tigrinus* (Bull.) Fr. – S/w, R; 2000, 2003: 96, 97.
- Lepiota brunneoincarnata* Chodat & C. Martín – S/s, V; 2000-2002: 8, 10, 13; *L. castanea* Quél. – S/s; 2001, 2006: 21, 30, 39, 114; *L. clypeolaria* (Bull.) P. Kumm. – S/s; 2000-2001: 30, 39; *L. cristata* (Bolton) P. Kumm. – S/s; 1997: (B&K 2000), 2001-2004, 2006: 8, 12, 13, 58, 60, 100; *L. echinella* Quél. & G.E. Bernard [= *L. setulosa* J.E. Lange] – S/s; 2006: 100; *L. fuscovinacea* F.H. Møller & J.E. Lange – S/s; 2003: 92; *L. griseovirens* Maire [= *L. pseudofelina* J.E. Lange] – S/s, E; 1998: (B&K 2000), 2001-2002, 2006: 27, 100; *L. lilacea* Bres. – S/s, Ex; 2000-2001, 2006: 12, 13, 18, 100; *L. magnispora* Murrill – S/s; 2000, 2002, 2004: 23, 66, 97; *L. subgracilis* Kühner – S/s; 2000: (S 2001, L&S 2002); *L. subincarnata* J.E. Lange – S/s; 1998: (S 2001, L&S 2002), 2000-2002: 8, 12, 13, 20, 27.
- Lepista flaccida* (Sowerby.) Pat. – (rev. H. Komorowska), S/I; 1997-2000: (B&K 2000, S 2001, L&S 2002), 2000-2002: 2, 3, 4, 5, 7, 27, 32, 38; *L. nuda* (Bull.) Cooke – S/s; 1998, 2000: (S 2001, L&S 2002), 2000-2002, 2004, 2006-2007: 4, 5, 23, 27, 35, 37, 38, 58, 73, 80, 100; *L. saeva* (Fr.) P.D. Orton – S/s; 2000-2002: 8, 13, 19, 20; *L. sordida* (Schumach.) Singer – S/s; 2000: 73.

- Leucoagaricus leucothites* (Vittad.) Wasser var. *leucothites* – S/s; 1998: (S 2001, L&S 2002), 2001, 2004, 2006: 58, 92, 93; **L. melanotrichus* (Malençon & Bertault) Trimbach – S/s; 2006: 100.
- Lycoperdon lividum* Pers. – S/s; 2006-2007: 73; *L. molle* Pers. – S/s; 2000-2002, 2005: 12, 39, 50, 60; *L. nigrescens* Pers. – S/s; 2002, 2004: 49, 79; *L. perlatum* Pers. – S/s; 1997-2000: (B&K 2000, S 2001, L&S 2002), 2000-2007: 2, 5, 9, 12, 17, 24, 25, 28, 30, 32, 35, 37, 38, 39, 40, 41, 49, 50, 58, 73, 87, 100; *L. pyriforme* Schaeff. – S/w; 1997, 2000: (B&K 2000, S 2001, L&S 2002), 2000-2004: 39, 42, 47, 50, 73; *L. umbrinum* Pers. – S/s; 2000-2001: 11, 49, 50.
- Lyophyllum fumosum* (Pers.) P.D. Orton – S/s; 2000-2002: 48.
- **Macrocystidia cucumis* (Pers.) Joss. var. *latifolia* (J.E. Lange) Imazeki & Hongo – S/s; 2000-2007: 7, 27, 58, 60, 73.
- Macrolepiota mastoidea* (Fr.) Singer – S/s; 2000: 32; *M. procera* (Scop.) Singer – S/s; 1997-2000: (B&K 2000, S 2001, L&S 2002), 2000-2004, 2006: 2, 3, 7, 16, 21, 27, 30, 37, 38, 39, 47, 58, 64, 66, 67, 73, 74, 79, 90, 95, 100, 107, 115, 122.
- Macrotyphula fistulosa* (Holmsk.) R.H. Petersen – S/w, R; 2000-2004: 8, 23, 29, 73, 112; *M. juncea* (Fr.) Berthier – S/l, R; 2000-2001: 23, 38, 50.
- Marasmiellus vaillantii* (Pers.) Singer – S/l; 2000-2003: 2, 9, 14, 18, 31, 36, 47, 50, 87.
- Marasmius anomalus* Lasch var. *anomalus* – S/l; 2000: 3; *M. collinus* (Scop.) Singer – S/s; 2000: (S 2001, L&S 2002); *M. curreyi* Berk. & Broome – S/l; 2000-2007: 3, 29, 33, 37, 58, 60, 73, 82, 90, 105; **M. epiphylloides* (Rea) Sacc. & Trotter – S/l; 2005: 100; *M. epiphyllus* (Pers.) Fr. – S/l; 2000-2003, 2007: 6, 21, 23, 28, 29, 30, 31, 60, 69; *M. oreades* (Bolton) Fr. – S/s; 1997-2000: (B&K 2000, S 2001, L&S 2002), 2000-2007: 7, 8, 9, 12, 16, 20, 24, 27, 31, 33, 37, 51, 58, 62, 67, 68, 73, 78, 100, 105, 114, 120, 125; *M. rotula* (Scop.) Fr. – S/w; 1997-2000: (B&K 2000, S 2001, L&S 2002), 2000-2004, 2006: 1, 2, 4, 5, 6, 8, 12, 13, 14, 15, 18, 19, 27, 33, 35, 36, 62, 68, 73, 80, 86, 87, 100, 120, 125; *M. setosus* (Sowerby) Noordel. – S/l, V; 1997-1999: (B&K 2000), 2000-2001, 2003: 35, 36, 48, 100; *M. torquescens* Quél. – S/l; 1999: (B&K 2000), 2000-2002: 1, 2, 5, 6, 13, 14, 15, 18, 35, 36; *M. wynnei* Berk. & Broome – S/s; 2000: 20.
- Melanoleuca brevipes* (Bull.) Pat. – S/s; 2000: (S 2001, L&S 2002), 2000, 2002-2005: 76, 100, 120; *M. cognata* (Fr.) Konrad & Maubl. – S/s; 1998-1999: (B&K 2000), 2000: 92; *M. excissa* (Fr.) Singer var. *excissa* – S/s; 1999-2000: (S 2001, L&S 2002), 2000: 12; *M. grammopodia* (Bull.) Pat. – S/s; 2001: 58; *M. melaleuca* (Pers.) Murrill – S/s; 1998: (S 2001, L&S 2002); *M. polioleuca* (Fr.) Kühner f. *polioleuca* – S/s; 2000-2001: 37, 48, 58; **M. polioleuca* (Fr.) Kühner f. *pusilla* Boekhout & Kuyper – S/s; 2001, 2004-2005: 12, 13, 16, 60, 66, 73.
- **Melanomphalia nigrescens* M.P. Christ. – M?/s; 2003-2004, 2006: 100.
- Melanophyllum haematospermum* (Bull.) Kreisel – S/s, R; 2000-2001, 2003: 6, 12, 13, 92, 103.
- Meripilus giganteus* (Pers.) P. Karst. – P/w, P; 1999-2002: (B&K 2000, K 2003b); 2003-2006: 85, 100.
- Mycena acicula* (Schaeff.) P. Kumm. – S/l; 1997, 1999: (B&K 2000), 2000-2004, 2006: 1, 6, 10, 12, 13, 14, 15, 18, 19, 29, 30, 31, 34, 35, 36, 58, 80, 100, 114; *M. adscendens* (Lasch) Maas Geest. – S/l, E; 2000-2002: 14, 27; *M. aetites* (Fr.) Quél. – S/l; 1997: (B&K 2000), 2000, 2002, 5, 30; *M. amicta* (Fr.) Quél. – S/l; 2001: 73; *M. arcangeliana* Bres. – S/w; 1998: (B&K 2000); *M. aurantiomarginata* (Fr.) Quél. – S/l, V; 1999:

(B&K 2000); *M. cinerella* (P. Karst.) P. Karst. – S/l; 2000-2001, 2003: 11, 25, 28, 40, 41, 46, 50, 107; *M. citrinomarginata* Gillet – S/l; 1999: (B&K 2000), 2002: 25; *M. epipterygia* (Scop.) Gray var. *epipterygia* – S/l; 2000-2002, 2004: 25, 26, 28, 30, 39, 40, 41, 46, 47, 50, 78; *M. erubescens* Höhn. – S/w; 1998: (S 2001, L&S 2002), 2000-2002: 4, 5, 12, 18; *M. filopes* (Bull.) P. Kumm. – S/l; 2000: (S 2001, L&S 2002), 2001-2002, 2004: 14, 16, 23, 30, 36, 38, 47, 48, 73; *M. flavescens* Velen. – S/l, **R**; 1999: (B&K 2000), 2001: 13; *M. flavaalba* (Fr.) Quél. – S/l; 2000-2001: 19, 26; *M. galericulata* (Scop.) Gray – S/w; 1997-2000: (B&K 2000, S 2001, L&S 2002), 2000-2006: 2, 5, 6, 12, 13, 15, 19, 21, 22, 23, 25, 26, 27, 28, 29, 30, 31, 32, 34, 37, 38, 40, 41, 42, 45, 46, 47, 48, 51, 60, 67, 68, 83, 97, 98, 100, 107, 114, 115; *M. galopus* var. *candida* J. E. Lange ss. Robich (2003) – S/l; 2001: 26; *M. galopus* (Pers.) P. Kumm. var. *galopus* ss. Robich (2003) – S/l; 1997-1999: (B&K 2000, S 2001, L&S 2002), 2000-2003: 2, 5, 11, 12, 13, 15, 17, 22, 23, 25, 26, 28, 32, 35, 36, 38, 39, 40, 41, 42, 45, 46, 47, 48, 49, 50, 67, 68, 83, 114; *M. galopus* var. *leucogala* (Cooke) J.E. Lange ss. Robich (2003) – S/l; 2000-2002: 23, 25, 39; *M. haematopus* (Pers.) P. Kumm. – S/w; 2000-2004: 23, 31, 60, 68, 96; *M. inclinata* (Fr.) Quél. – S/w; 2000: 6; *M. leptocephala* (Pers.) Gillet – S/l; 1998-1999: (B&K 2000), 2000-2003, 2006-2007: 1, 2, 5, 6, 7, 12, 14, 16, 21, 22, 23, 25, 27, 30, 32, 33, 35, 36, 38, 39, 40, 41, 42, 43, 47, 58, 73, 83, 114; *M. leptophylla* (Peck) Sacc. – S/w, **R**; 2000: 15; *M. metata* (Fr.) P. Kumm. – S/l; 2000: (S 2001, L&S 2002), 2000-2002: 25, 26, 28, 35, 46, 49; *M. niveipes* (Murrill) – S/w; 1999: (S 2001, L&S 2002), 2001-2002: 23; *M. olida* Bres. – S/w, **V**; 2001-2002: 12, 13, 14; *M. olivaceomarginata* (Masse) Masse – S/l; **R**; 2000-2002, 2006-2007: 9, 12, 16, 18, 20, 21, 23, 27, 31, 36, 47, 73; *M. polyadelpha* (Lasch) Kühner – S/l; 2000-2001: 2, 6, 9, 23; *M. polygramma* (Bull.) Gray – S/w; 1997, 1999: (B&K 2000, S 2001, L&S 2002), 2001-2002: 17, 36, 50, 100; *M. pseudocorticola* Kühner – S/w, **V**; 1997, 1999: (B&K 2000), 2000: 13; *M. pura* (Pers.) P. Kumm. – S/s; 1997-2000: (B&K 2000, S 2001, L&S 2002), 2000-2004, 2006-2007: 1, 5, 7, 16, 17, 21, 22, 23, 25, 28, 30, 35, 36, 37, 38, 39, 40, 41, 42, 47, 51, 58, 73, 86, 97, 100; *M. pura* f. *alba* (Gillet) Kühner ss. Robich (2003) – S/l; 2000-2001: 22, 23, 41; *M. purpureofusca* (Peck) Sacc. – S/w, **V**; 1997-1998: (B&K 2000), 2000-2002: 11, 25, 26, 28, 41, 43, 50, 114; *M. rosea* (Schumach.) Gramberg – S/s; 1998-1999: (S 2001, L&S 2002), 2005: 73; *M. sanguinolenta* (Alb. & Schwein.) P. Kumm. – S/l; 1998-2000: (B&K 2000, S 2001, L&S 2002), 2000-2004, 2006-2007: 2, 4, 6, 11, 12, 16, 17, 21, 22, 23, 25, 26, 27, 28, 29, 30, 33, 35, 36, 37, 38, 39, 40, 41, 42, 43, 44, 45, 46, 47, 49, 50, 60, 67, 68, 73, 79, 82, 83, 86, 97, 98, 100, 114; *M. speirea* (Fr.) Gillet – S/l; 1997-1999: (B&K 2000), 2000-2004, 2006: 1, 4, 6, 8, 12, 13, 15, 18, 19, 23, 31, 34, 35, 36, 97, 100; *M. stipata* Maas Geest. & Schwöbel – S/w; 1998: (B&K 2000), 2000-2003: 35, 60, 114; *M. stylobates* (Pers.) P. Kumm. – S/l; 1998: (S 2001, L&S 2002), 2000-2007: 6, 9, 27, 28, 33, 35, 36, 39, 40, 41, 46, 49, 50, 58, 73, 83, 82, 86, 114; *M. tintinabulum* (Fr.) Quél. – S/w; 1997, 1999: (B&K 2000), 2002, 2005, 2007: 100; *M. vitilis* (Fr.) Quél. – S/l; 1997-2000: (B&K 2000, S 2001, L&S 2002), 2000-2004, 2006-2007: 1, 2, 4, 5, 9, 11, 15, 18, 19, 21, 23, 27, 29, 30, 35, 36, 38, 44, 45, 47, 49, 50, 60, 67, 73, 80, 100; *M. zephrus* (Fr.) P. Kumm. – S/l; 1998-1999: (B&K 2000), 2000-2004: 11, 17, 25, 26, 28, 38, 40, 41, 46, 79, 107.

Mycenastrum corium (Guers.) Desv. – S/s, **V**; 2000, 2002-2004: (K et al. 2004), 2004-2007: 112.

- Mycenella bryophila* (Voglino) Singer – S/s; 2000-2001: 6, 13, 31, 34, 48.
- Mycenitis* [*Marasmius*] *scorodonius* (Fr.) Wilson & Desjardin – S/l; 2000-2003: 4, 5, 16, 17, 26, 30, 35, 39, 41, 43, 46, 47, 51, 68, 83, 83, 86, 93, 97, 114.
- Myxomphalia maura* (Fr.) Hora – S/s, I; 2002: 3.
- Naucoria celluloderma* P.D. Orton – M/s; 1998: (B&K 2000), 2000, 2002: 29; *N. escharioides* (Fr.) P. Kumm. – M/s; 1997-1999: (B&K 2000), 2000-2002: 23, 29, 30, 36; *N. scolecina* (Fr.) Quél. – M/s; 1997-1999: (B&K 2000), 2000-2003: 23, 29, 97; *N. subconspersa* P.D. Orton – M/s; 1998: (B&K 2000), 2000: 15, 23, 29.
- Neolentinus lepideus* (Fr.) Redhead & Ginns – S/w; 2001-2003: 89, 99, 100, 107, 119; *N. schaefferi* (Weinm.) Redhead & Gins [= *Lentinus cyathiformis* (Schaeff.) Bres.] – S/w, E; 2000: 80.
- Ossicaulis lignatilis* (Pers.) Redhead & Ginns – S/w, V; 1997: (B&K 2000), 2001-2002: 2, 18, 92.
- Panaeolina foenicicii* (Pers.) Maire – S/s; 1999: (S 2001, L&S 2002), 2000-2003, 2007: 1, 16, 33, 58, 60, 73, 82.
- Panaeolus acuminatus* (Schaeff.) Gillet – S/s; 2000-2001: 32; *P. cinctulus* (Bolton) Sacc. [= *P. subbalteatus* (Berk. & Broome) Sacc.] – S/s; 2006: 112; *P. fimicola* (Pers.) Gillet – S/s; 2000: (S 2001, L&S 2002).
- Panellus mitis* (Pers.) Singer – S/w; 2003-2004: 79, 107.
- Panus conchatus* (Bull.) Fr. – S/w, R; 2004: 107.
- Parasola* [*Coprinus*] *auricoma* (Pat.) Redhead, Vilgalys & Hopple – S/s; 1998-1999: B&K 2000, S 2001, L&S 2002, as: *Coprinus hemerobius*), 2000-2004, 2006: 34, 75, 80, 97, 100, 120; *P. plicatilis* (Curtis) Redhead, Vilgalys & Hopple – S/s; 1998-1999: (B&K 2000, S 2001, L&S 2002), 2000-2003: 9, 10, 16, 34, 36, 58, 60, 100.
- Paxillus filamentosus* (Scop.) Fr. – M/s, 1997-1998: R; (B&K 2000), 2000-2001: 23; *P. involutus* (Batsch) Fr. – M/s; 1997-2000: (B&K 2000, S 2001, L&S 2002), 2000-2007: 8, 11, 15, 21, 23, 25, 26, 28, 30, 31, 35, 39, 40, 41, 43, 44, 45, 46, 47, 50, 51, 55, 58, 73, 79, 107, 114.
- Phaeolus schweinitzii* (Fr.) Pat. – P/w and Sw; 2000-2002, 2004: 25, 67, 97.
- Phaeomarasmius borealis* Rald – S/w; 2000, 2002: 47.
- Phallus impudicus* L. – M/s; 1999-2003 (K&K 1997, B&K 2000, S 2001, L&S 2002, K 2003b,), 2000-2004: 47, 62, 66, 67, 83, 86, 96, 97, 98, 113, 114.
- Phellinus pomaceus* (Pers.) Maire – P/w; 2004: 100; *Ph. robustus* (P. Karst.) Bourdot & Galzin – P/w; 2004: 40.
- Phlebia tremellosa* (Schrad.) Burds. & Nakasone – S/w; 1999: (B&K 2000), 2001, 2004: 29, 73.
- Pholiota adiposa* (Batsch) P. Kumm. – S/w; 1997: (B&K 2000, as: *P. aurivella*); *Ph. lenta* (Pers.) Singer – S/w; 2000: (S 2001, L&S 2002), 2000-2001: 50; *Ph. squarrosa* (Weigel) P. Kumm. – S/w; 1998: (B&K 2000), 2000-2002: 10, 13.
- Pholiotina arrhenii* (Fr.) Singer – S/s; 2001-2002: 1, 6, 13, 19; *Ph. [Conocybe] mairei* (Watling) Enderle – S/s; 1999: (B&K 2000); *Ph. vexans* (P.D. Orton) Bon [= *Conocybe blattaria* (Fr.) Kühner] – S/s; 2000-2001: 58.
- Piptoporus betulinus* (Bull.) P. Karst. – S/w; 1999: (B&K 2000), 2000-2003: 30, 51, 54, 62, 67, 76, 83, 100, 113.
- Pleurotus dryinus* (Pers.) P. Kumm. – S/w; 2003: 61, 107; *P. ostreatus* (Jacq.) P. Kumm. – S/w; 1997-1998, 2000: (B&K 2000, S 2001, L&S 2002), 2000, 2007: 8, 60.

- Pluteus atromarginatus* (Konrad) Kühner – S/w; 2003: 124; *P. cervinus* (Schaeff.) P. Kumm. – S/w; 1997-1999: (B&K 2000, S 2001, L&S 2002), 2000-2004: 2, 11, 17, 23, 29, 30, 31, 35, 38, 39, 40, 41, 44, 45, 46, 47, 52, 63, 67, 69, 73, 80, 92, 96, 97, 98, 117; *P. cinereofuscus* J.E. Lange – S/s; 2000: 6, 47; *P. ephebeus* (Fr.) Gillet – S/s, R; 2000, 2003-2004, 2006: 31, 34, 67, 100; *P. hispidulus* (Fr.) Gillet – S/w, R; 2000-2002: 29; *P. insidiosus* Vellinga & Schreurs – S/w; 2000-2002: 29, 31; *P. nanus* (Pers.) P. Kumm. – S/s; 2000-2002, 2004-2006: 1, 7, 10, 13, 20, 29, 30, 31, 39, 60, 67, 100, 114; *P. nanus* (Pers.) P. Kumm. f. *griseopus* (P.D. Orton) Vellinga ss. Vellinga (1990) – S/s; 2000-2001: 9, 37; *P. petasatus* (Fr.) Gillet – S/w, R; 2000, 2002, 2004, 2007: 1, 89, 100, 104; *P. phlebophorus* (Ditmar) P. Kumm. – S/w; 2000: 100; *P. plautus* (Weinm.) Gillet ss Vellinga (1990) – S/w, I; 1998: (B&K 2000), 2000-2003: 6, 11, 12, 13, 23, 29, 31, 39, 83, 86, 97; *P. podospileus* Sacc. & Cub. – S/w; 1999: (B&K 2000), 2001-2003, 2006-2007: 13, 29, 58, 97, 100; *P. podospileus* Sacc. & Cub. f. *minutissimus* (Maire) Vellinga ss Vellinga (1990) – S/s i S/w; 2000-2002, 2004, 2006-2007: 6, 10, 15, 50, 58, 60, 100; *P. romellii* (Britzelm) Sacc. – S/w; 1999: (B&K 2000), 2000-2003, 2006-2007: 6, 18, 24, 34, 29, 31, 39, 73, 80, 97, 114; *P. salicinus* (Pers.) P. Kumm. – S/w; 2000: (S 2001, L&S 2002), 2000-2001, 2004: 29, 30, 67; *P. thomsonii* (Berk. & Broome) Dennis – S/w; 2002: 31; *P. umbrosus* (Pers.) P. Kumm. var. *umbrosus* – S/w; 1997-1998: (B&K 2000).
- Polyporus arcularius* (Batsch) Fr. – S/w; 1998: (B&K 2000), 2000, 2002-2003: 11, 18, 25, 42, 44, 63, 73, 82, 90; *P. brumalis* (Pers.) Fr. – S/w; 2000: (S 2001, L&S 2002), 2000-2002, 2004, 2006-2007: 21, 23, 25, 41, 73, 107; *P. ciliatus* Fr. – S/w; 2000-2001, 2003, 2006: 21, 25, 51, 66, 83, 107; *P. durus* (Timerm.) Kreisel [= *P. badius* (Pers.) Schwien.] – S/w; 2000, 2003-2004: 39, 63, 80, 100; *P. leptocephalus* (Jacq.) Fr. [= *P. varius* (Pers.) Fr.] – S/w; 1997: (B&K 2000); *P. squamosus* (Huds.) Fr. – P/w; 1997-2000: (B&K 2000, S 2001, L&S 2002), 2000-2004, 2006: 1, 18, 63, 64, 70, 80, 92, 100, 120, 125.
- Postia caesia* (Schrad.) P. Karst. – S/w; 2000: 46; *P. ptychogaster* (F. Ludw.) Vesterh., Knudsen & Hansen – S/w, R; 2000-2001, 2003: 25, 41, 117; *P. stiptica* (Pers.) Jülich – S/w; 2000-2001, 2003: 46, 86; *P. subcaesia* (A. David) Ryvarden & Gilb. – S/w; 1997: (B&K 2000), 2001, 2003: 47, 62.
- Psathyrella candolleana* (Fr.) Maire – S/w; 1997-2000: (B&K 2000, S 2001, L&S 2002), 2000-2003, 2006: 4, 6, 7, 11, 19, 23, 29, 30, 37, 38, 39, 66, 73, 75, 83, 87, 97, 102, 114; *P. canocephus* (Kauffman) A.H. Sm. – S/s, E; 2000: (S 2001, L&S 2002); *P. conopilea* (Fr.) Ulbr. – S/s; 1997: (B&K 2000), 2003: 67, 100; *P. corrugis* (Pers.) Konrad & Maubl. [= *P. gracilis* (Fr.) Quéél.] – S/l; 1999: (B&K 2000), 2000-2003: 3, 6, 12, 14, 19, 31, 38, 100; *P. gyroflexa* (Fr.) ss. M.M. Moser (according to Legon i in. 2005 *nomen dubium*) – S/l; 1999: (S 2001, L&S 2002); *P. marcescibilis* (Britzelm.) Singer – S/l; 1999: (S 2001, L&S 2002); *P. obtusata* (Pers.) A.H. Sm. – S/l; 2000: (S 2001, L&S 2002); *P. piluliformis* (Bull.) P.D. Orton – S/w; 1997-1999: (B&K 2000, S 2001, L&S 2002), 2000-2002: 50, 90; *P. prona* (Fr.) Gillet – S/s; 1997-1999: (B&K 2000, S 2001, L&S 2002), 2002-2003, 2007: 6, 100; *P. pseudocasca* (Romagn.) Kits van Wav. – S/w; 1999: (S 2001, L&S 2002); *P. spadiceogrisea* (Schaeff.) Maire – S/s; 1998-1999: (B&K 2000, S 2001, L&S 2002), 2000-2002, 2004: 6, 20, 29, 30, 34, 100, 120; *P. subnuda* (P. Karst.) A.H. Sm. (according to Legon et al. 2005 *nomen dubium*, according to Wojewoda 2003 insufficiently known species) – S/l; 2000: (S 2001, L&S 2002); *P. tephrophylla* (Romagn.) Bon – S/s; 2000-2002: 6, 24.

- Pseudoclitocybe expallens* (Pers.) M.M. Moser [= *P. obbata* (Fr.) Singer] – (rev. H. Komorowska), S/s; 2002-2005: 58, 60.
- Pseudocraterellus undulatus* (Pers.) Rauschert – M/s; 2001: 11.
- Psilocybe crobulus* (Fr.) Singer – S/w; 2000-2002: 2, 35, 36, 50, 58; *P. inquilinus* (Fr.) Bres. – S/l; 2000, 2002, 2007: 25, 37, 50, 58, 73; *P. montana* (Pers.) P. Kumm. – S/s, R; 2007: 105; *P. [Melanotus] phillipsi* (Berk. & Broome) Vellinga & Noordel. – S/l, E; 2000: 25.
- Pycnoporus cinnabarinus* (Jacq.) P. Karst. – S/w, R; 2000, 2004-2005: 79, 90, 105.
- Ramaria flaccida* (Fr.) Ricken – S/l; 2007: 58, 60; *R. stricta* (Pers.) Qué. – S/w; 1008, 2000: (B&K 2000, S 2001, L&S 2002), 2000-2002: 37.
- Resupinatus trichotis* (Pers.) Singer – S/w; 200-2001, 2004: 9, 35, 37, 47, 67.
- Rhodocollybia butyracea* (Bull.) Lennox f. *butyracea* – M/s; 1997-1998: (B&K 2000), 2001: 26; *R. butyracea* (Bull.) Lennox f. *asema* (Fr.) Antonín, Halling & Noordel. – M?/s; 1998: (S 2001, L&S 2002), 2000-2004, 2006-2007: 2, 4, 5, 7, 22, 23, 25, 26, 28, 30, 36, 38, 40, 41, 42, 44, 45, 46, 48, 49, 50, 73, 75, 79, 100; *R. maculata* (Alb. & Schwein.) Singer var. *maculata* – M?/s; 2000-2001, 2003: 26, 40, 51, 117.
- Rhodocybe gemina* (Fr.) Kuyper & Noordel. – S/s; 2005-2007: 60, 114.
- Rickenella fibula* (Bull.) Raithehlh – S/s, (B); 2000-2004, 2007: 6, 21, 22, 23, 25, 26, 26, 30, 35, 37, 38, 40, 41, 42, 46, 47, 49, 50, 58, 66, 68, 73, 82, 83, 98, 100, 105, 107, 114; *R. swartzii* (Fr.) Kuyper – S/s, (B); 2000-2004, 2007: 6, 23, 29, 35, 41, 46, 58, 67, 79.
- Ripartites tricholoma* (Alb. & Schwein.) P. Karst. – S/l; 2001, 2003-2004, 2006-2007: 38, 73.
- Rugosomyces [Calocybe] carneus* (Bull.) Bon – S/l; 2007: 58, 73.
- Russula alnetorum* Romagn. – M/s, V; 1998: (B&K 2000), 2000-2001: 23; *R. amoenolens* Romagn. – M/s, R; 2007: 73; *R. claroflava* Grove – M/s; 2000-2003: 30, 98, 114; *R. cyanoxantha* (Schaeff.) Fr. – M/s; 1997-1998, 2000: (B&K 2000, S 2001, L&S 2002), 2000-2001: 100; *R. delica* Fr. – M/s; 1997-1998: (B&K 2000), 2001: 48; *R. emetica* (Schaeff.) Pers. – M/s; 2000-2002: 44, 45; *R. fellea* (Fr.) Fr. – M/s; 2000-2001: 17, 48, 90; *R. foetens* (Pers.) Fr. – M/s; 2000: (S 2001, L&S 2002); *R. fragilis* (Pers.) Fr. – M/s; 2000-2002: 9, 44, 45, 50, 73; *R. grisea* (Pers.) Fr. – M/s; 1999: (B&K 2000); *R. heterophylla* (Fr.) Fr. – M/s; 2000-2002: 11; *R. insignis* Qué. [= *R. livescens* (Batsch) Qué.] – M/s, I; 2000-2002: 8, 24, 33, 47; *R. ionochlora* Romagn. – M/s; 2000-2001, 2003: 43, 47, 90; *R. mairei* Singer – M/s; 1997-1999: (B&K 2000), 2000-2001: 48, 90; *R. nigricans* (Bull.) Fr. – M/s; 2000-2002: 11, 43, 45, 73; *R. ochroleuca* Pers. – M/s; 2000-2002: 11, 43; *R. risigallina* (Batsch) Sacc. var. *risigallina* – M/s; 2000-2002: 73; *R. solaris* Ferd. & Winge – M/s; 1998: (B&K 2000); *R. vesca* Fr. – M/s; 2002: 43, 47.
- Sarcomyxa [Panellus] serotina* (Schrad.) P. Karst. – S/w; 2007: 100.
- Schizophyllum [Auriculariopsis] amplum* (Lév.) Nakasone – S/w; 1997, 1999: (B&K 2000), 2000-2003: 12, 14, 15, 34, 39; *S. commune* Fr. – S/w; 1998: (B&K 2000), 2000-2002, 2007: 24, 43, 45, 47, 100.
- Scleroderma areolatum* Ehrenb. – M/s; 2000, 2006: 58, 73; *S. bovista* Fr. [= *S. fuscum* (Corda) E. Fischer] – M/s; 2000-2003, 2006-2007: 21, 39, 47, 58, 73, 90, 100, 125; *S. citrinum* Pers. – M/s; 2000-2001, 2003, 2005: 23, 47, 51, 62, 83, 96, 105, 107; *S. verrucosum* (Bull.) Pers. – M/s; 1997-1998: (B&K 2000), 2000-2001, 2003, 2005-2007: 9, 20, 21, 33, 36, 38, 55, 58, 73, 120, 125.

- Simocybe centunculus* (Fr.) Singer var. *centunculus* – S/w; 2002: 6; *S. haustellaris* (Fr.) Watling – S/w; 1997: (B&K 2000), 2000-2003: 1, 4, 6, 7, 12, 13, 14, 15, 16, 18, 19, 20, 21, 27, 31, 34, 35, 36, 100.
- Sparassis crispa* (Wulfen) Fr. – P/w and S/w, **P, R**; 2000-2001: (K&K 1009, K 2003b), 2000-2003, 2006: 66, 73, 76, 89, 96, 114.
- Sphaerobolus stellatus* Tode: Pers. – S/w; 2000-2001, 2006: 2, 4, 7, 11, 13, 24, 25, 26, 35, 36, 42, 73.
- Stereum gausapatum* (Fr.) Fr. – S/w; 2000: 73; *S. hirsutum* (Willd.) Gray – S/w; 1998: (B&K 2000), 2000-2003, 2007: 3, 21, 25, 28, 30, 38, 40, 41, 42, 43, 44, 45, 49, 58, 73, 83, 86, 100; *S. rugosum* (Pers.) Fr. – S/w; 1999: (S 2001, L&S 2002), 2000-2003: 22, 25, 28, 30, 38, 40, 41, 42, 49, 96; *S. subtomentosum* Pouzar – S/w; 1997: (B&K 2000), 2000-2003, 2005: 13, 21, 23, 29, 38, 47, 62, 85, 86, 96.
- Strobilurus esculentus* (Wulfen) Singer – S/l; 2000-2001, 2007: 26, 46, 100; *S. stephanocystis* (Hora) Singer – S/l; 2000-2001, 2003, 2006: 40, 49, 50, 83, 90, 106, 114; *S. tenacellus* (Pers.) Singer – S/l; 2000-2003: 40, 47, 49, 60, 73, 89, 90, 96.
- Stropharia aeruginosa* (Curtis) Qué. – (rev. Z. Heinrich), S/w i S/s; 1997-1998, 2000: (B&K 2000, S 2001, L&S 2002), 2000-2001, 2003: 25, 26, 28, 40, 41, 42, 46, 47; *S. coronilla* (Bull.) Qué. – (rev. Z. Heinrich), S/s; 1998: (B&K 2000), 2000-2007: 4, 9, 10, 24, 58, 60, 64, 73; *S. cyanea* (Bull.) Tuom. – (rev. Z. Heinrich), S/s; 1998-2000: (S 2001, L&S 2002), 2000-2007: 1, 2, 4, 5, 6, 7, 8, 22, 23, 27, 32, 36, 39, 42, 58, 60, 73; *S. inuncta* (Fr.) Qué. – (rev. Z. Heinrich), S/l; 2000-2002: 58, 73; *S. melanosperma* (Pers.) Gillet – (rev. Z. Heinrich), S/s, **E**; 2001-2002, 2004, 2006-2007: 58; *S. pseudocyanea* (Desm.) Morgan – (rev. Z. Heinrich), S/s, **R**; 2000: 24; *S. rugosoannulata* Murrill – (rev. Z. Heinrich), S/s; 2000, 2004: 100, 108; *S. semiglobata* (Batsch) Qué. – S/l; 2000: (S 2001, L&S 2002).
- Suillus bovinus* (L.) Roussel – M/s; 2005: 106; *S. granulatus* (L.) Roussel – M/s; 2000: 40; *S. grevillei* (Klotzsch) Singer var. *grevillei* – M/s; 1998-2000: (S 2001, L&S 2002), 2000-2007: 17, 58, 90, 97, 99, 106, 107; *S. luteus* (L.) Roussel – M/s; 2000-2001, 2004-2005: 58, 73, 82, 106; *S. viscidus* (L.) Roussel – M/s; 2000-2001, 2004: 48, 58.
- **Syzygospora mycetophila* (Peck) Ginns – P/f; 2001: 46.
- Tapinella atrotomentosa* (Batsch) Šutara – S/w; 1998: (B&K 2000), 2000-2001, 2003, 2006: 26, 48, 51, 66, 106, 114; *T. panuoides* (Fr.) E.-J. Gilbert f. *panuoides* – S/w; 2001: 66, 81.
- Thelephora caryophyllea* (Schaeff.) Pers. – M/s, **V**; 2005-2007: 60; *T. penicillata* Fr. – S/l, **V**; 2006: 73; *T. terrestris* Ehrh. – M/s; 1998-2000: (S 2001, L&S 2002), 2000-2001, 2004, 2006: 25, 26, 28, 41, 43, 44, 46, 58, 73.
- Trametes hirsuta* (Fr.) Pilát – S/w; 2002-2005, 2007: 31, 58, 96, 100, 106; *T. versicolor* (L.) Pilát – S/w; 1999: (S 2001, L&S 2002), 2000-2003, 2007: 14, 30, 31, 43, 44, 45, 49, 62, 96, 100, 114.
- Trichaptum abietinum* (Pers.) Ryvarden – S/w; 2003: 52, 83, 114.
- Tricholoma argyraceum* (Bull.) P. Kumm. – M/s; 2000: 20; *T. inamoenum* (Fr.) Gillet – M/s; 1999: (S 2001, L&S 2002); *T. populinum* J.E. Lange – M/s; **V**; 2004: 112; *T. sculpturatum* (Fr.) Qué. – M/s; 2000-2001, 2007: 48, 58; *T. sulphureum* (Bull.) P. Kumm. – M/s; 1999: (B&K 2000), 2001: 50; *T. terreum* (Schaeff.) P. Kumm. – M/s; 1999: (B&K 2000), 24, 100.
- Tricholomopsis rutilans* (Schaeff.) Singer – S/w; 2000-2002: 25, 49, 73.

- Tubaria dispersa* (Pers.) Singer – S/l; 2000-2004: 6, 8, 12, 13, 20, 27, 34, 100; *T. furfuracea* (Pers.) Gillet [= *T. hiemalis* Bon] – S/l; 1999-2000 (S 2001, L&S 2002, as: *T. furfuracea* et *T. hiemalis*), 2000-2003, 2005: 2, 4, 5, 9, 13, 14, 16, 17, 22, 36, 42, 48, 58, 63, 67, 92, 114; *T. pellucida* (Bull.) Fr. (according to Legon et al. 2005 it is synonym of *T. furfuracea* or *T. romagnesiana*) – S/l; 1999: (S 2001, L&S 2002); *T. romagnesiana* Arnolds – S/l; 2000: (S 2001, L&S 2002).
- Tylophilus felleus* (Bull.) P. Karst. – M/s; 2000-2001, 2003: 26, 44, 45, 114.
- Typhula erythropus* (Pers.) Fr. – S/l; 1999: (B&K 2000), 2001: 23, 29; *T. incarnata* Lasch – S/l; 2005: 58; *T. setipes* (Grev.) Berthier – S/l; 2001-2002: 7, 100.
- Vascellum pratense* (Pers.) Kreisel – S/s; 2001-2007: 58, 73, 62, 114.
- Volvariella gloiocephala* (DC.) Boekhout & Enderle – S/s; 1999-2000: (S 2001, L&S 2002), 2000-2001, 2004, 2007: 58, 93, 73, 99, 112; *V. murinella* (Quél.) Courtec. – S/s, R; 2000-2002, 2004, 2006: 13, 15, 100, 107; *V. taylori* (Berk.) Singer – S/s, R; 1999: (B&K 2000); *V. volvacea* (Bull.) Singer – S/w, V; 1999: (B&K 2000).
- Xerocomus badius* (Fr.) J.E. Gilbert – M/s; 1997, 1999: (B&K 2000), 2000-2004, 2006: 26, 28, 30, 43, 44, 45, 46, 50, 67, 68, 73, 79, 107, 113; *X. chrysenteron* (Bull.) Quél. – M/s; 1997-2000: (B&K 2000, S 2001, L&S 2002), 2000-2007: 2, 5, 7, 9, 11, 17, 20, 22, 24, 28, 30, 32, 33, 35, 36, 38, 40, 41, 43, 44, 47, 49, 52, 60, 67, 73, 74, 80, 98, 100, 114, 125; *X. rubellus* (Krombh.) Quél. – M/s; 1998-2000: (S 2001, L&S 2002), 2000-2005, 2007: 7, 18, 20, 21, 36, 47, 66, 67, 73, 80, 100, 107, 114; *X. subtomentosus* (L.) Quél. – M/s; 1998: (B&K 2000, S 2001, L&S 2002), 2000-2001, 2003: 11, 28, 107, 113.
- Xeromphalina cornui* (Quél.) J. Favre – S/l; 2000-2003: 40, 82, 83, 98, 114.
- Xerula radicata* (Relhan) Dörfelt – S/w; 1997, 1999-2002: (B&K 2000, R 5005b), 200-2003: 35, 36.

FINAL REMARKS

Species richness of mycobiota and diversity of functional groups of macrofungi in the General Dezydery Chłapowski Landscape Park are similar to those observed in many areas where habitats are less transformed and forest cover is higher. Even though wooded areas cover only 15% of the Park and are strongly transformed by human activity and include forest monocultures, the area is very important for conservation of the fungal species that have an ability to adapt to anthropogenic habitats. They include some species that are new to Poland, very rare or regarded as extinct. The role of the patchy structure of farmland for conservation of fungi will be presented and analyzed in my next articles.

Acknowledgements. I sincerely thank all those who helped me, but particularly Prof. Anna Bujakiewicz for guidance during my research, access to literature in this field, and discussions. I am also grateful for valuable comments to Prof. Władysław Wojewoda and Prof. Stefan Friedrich. Special thanks are due to Dr Zofia Heinrich for verification of identification of *Stropharia* and *Hypholoma* spp.; to Dr Halina Komorowska for verification of identification of *Clitocybe*, *Pseudoomphalina*, and *Gammundia* spp.; to Dr Andrzej Brzeg for phytosociological consultations; and to Dr hab. Halina Ratyńska for access to the unpublished map of potential vegetation of the Park. I thank also Sylwia Ufnalska, M.Sc., for correction of the English manuscript.

REFERENCES

- Adamczyk J. 1997. Grzyby makroskopowe bezodpływowych zagłębień śródpolnych południowej części Kujaw. *Przegl. Przyr.* 8 (1/2): 131–134.
- Agerer R. (ed.). 1987–2008. *Colour Atlas of Ectomycorrhizae*. Einhorn Verlag, Schwäbisch Gmünd. Germany.
- Bałazy S., Ratyńska H., Szwed W. 1990. Struktura przestrzenna lasów i zadrzewień śródpolnych okolic Turwi na tle roślinności rzeczywistej. (In:) L. Ryszkowski, J. Marcinek, A. Kędziora (eds). *Obieg wody i bariery biogeochemiczne w krajobrazie rolniczym*. Wyd. Nauk. UAM, Poznań: 37–45.
- Banaszak J. (ed.) 2002. *Wyspy środowiskowe. Bioróżnorodność i próby typologii*. Wyd. Akademii Bydgoskiej im. K. Wielkiego. Bydgoszcz.
- Bujakiewicz A., Kujawa A. 2000. Macrofungi of manorial park in Turew near Poznań. *Acta Mycol.* 35 (2): 183–195.
- Chmiel M.A. 2006. Checklist of Polish larger *Ascomycetes*. (In:) Z. Mirek (ed.). *Biodiversity of Poland*. 8. W. Szafer Institute of Botany, Polish Academy of Sciences, Kraków.
- Danielewicz W., Maliński T. 1999. Materiały do znajomości rozmieszczenia purchawicy olbrzymiej *Langemannia gigantea* (Batsch: Pers.) Rostk. w Zachodniej Polsce. *Bad. Fizjogr. Pol. Zach.* 48: 239–248.
- Domański Z. 1969. Grzyby wyższe pastwisk koło Turka. *Acta Mycol.* 5: 57–59.
- Friedrich S. 2001. Macromycetes diversity of pine-tree plantings on a post-fire forest site in Notecka Forest (NW Poland). *Acta Mycol.* 36 (1): 127–148.
- Goszczyński J., Kaczmarek W., Karg J., Kukielska C. 1980. Stanowisko purchawicy olbrzymiej *Langemannia gigantea* w Turwi. *Chr. Przyr. Ojcz.* 5: 51–52.
- Grzywacz A. 1989. *Grzyby chronione*. PWRiL, Warszawa.
- Hansen L., Knudsen H. (eds). 2000. *Nordic Macromycetes. 1. Ascomycetes*. Nordsvamp, Copenhagen.
- Hibbett S.A., Binder M., Bischoff J.F., Blackwell M., Cannon P.F., Eriksson O.E., Huhndorf S., James T., Kirk P.M., Lücking R., Lumbsch H.T., Lutzoni F., Matheny P.B., McLaughlin D.J., Powell M.J., Redhead S., Schoch C.L., Spatafora J.W., Stalpers J.A., Vilgalys R., Aime M.C., Aptroot A., Bauer R., Begerow D., Benny G.L., Castlebury L.A., Crous P.W., Dai Y.-C., Gams W., Geiser D.M., Griffith G.W., Gueidan C., Hawksworth D.L., Hestmark G., Hosaka K., Humber R.A., Hyde K.D., Ironside J.E., Kõljalg U., Kurtzman C.P., Larsson K.-H., Lichtwardt R., Longcore J., Miądlikowska J., Miller A. Moncalvo J.M., Mozley-Standridge S., Oberwinkler F., Parmasto E., Reeb V., Rogers J.D., Roux C., Ryvarden L., Sampaio J.P., Schüßler A., Sugiyama J., Thorn R.G., Tibell L., Untereiner W.A., Walker C., Wang Z., Weir A., Weiss M., White M.M., Winka K., Yao Y.-J., Zhang N. 2007. A higher-level phylogenetic classification of the Fungi. *Mycological Research*. 111: 509–547.
- Index Fungorum 2004. <http://www.indexfungorum.org>
- Kałucka I. 1999. Grzyby w sukcesji wtórnej na gruntach porolnych w sąsiedztwie Puszczy Białowieskiej. Praca doktorska wykonana pod kierunkiem prof. M. Ławrynowicz w Zakładzie Algologii i Mikologii, Katedra Botaniki Uniwersytetu Łódzkiego, msc, 215 pp.
- Kasprzak K., Raszka B. 2007. *Park Krajobrazowy im. gen. Dezyderego Chłapowskiego*. Wyd. WBOiCAK, Poznań.
- Kędziora A., Palusiński P. 1998. Warunki klimatyczne oraz zagrożenia gospodarki wodnej na terenie Parku Krajobrazowego im. gen. D. Chłapowskiego (In:) L. Ryszkowski, S. Bałazy (eds). *Kształtowanie środowiska rolniczego na przykładzie Parku Krajobrazowego im. gen. D. Chłapowskiego*. Zakład Badań Środowiska Rolniczego i Leśnego PAN, Poznań: 19–40.
- Kondracki J. 2002. *Geografia regionalna Polski*. Wyd. Nauk. PWN, Warszawa.
- Koune J.P. 2001. Les champignons menacés en Europe. *Sauveg. Nat.* 122.
- Knudsen H., Vesterholt J. (eds). 2008. *Funga Nordica. Agaricoid, boletoid and cypheloid genera*. Nordsvamp-Copenhagen.
- Kujawa A. 1998. Zadrzewienia na terenie Parku Krajobrazowego im. gen. D. Chłapowskiego. Stan i koncepcja uzupełniania sieci zadrzewień. (In:) L. Ryszkowski, S. Bałazy (eds). *Kształtowanie środowiska rolniczego na przykładzie Parku Krajobrazowego im. gen. D. Chłapowskiego*. Zakład Badań Środowiska Rolniczego i Leśnego PAN, Poznań: 41–48.
- Kujawa A. 2003a. Gwiazdosz prążkowany *Gastrum striatum* DC. w Parku Krajobrazowym im. gen. Dezyderego Chłapowskiego. *Chrońmy Przyr. Ojcz.* 59 (4): 86–89.
- Kujawa A. 2003b. Grzyby chronione na terenie Parku Krajobrazowego im. gen. Dezyderego Chłapowskiego. *Chrońmy Przyr. Ojcz.* 59 (4): 89–93.

- Kujawa A. 2007. Ocena składu gatunkowego grzybów w nowych zadrzewieniach sadzonych na gruntach porolnych. (In:) J. Horabik, A. Kędziora (eds). Jakość środowiska, surowców i żywności. Materiały sympozjum naukowego. Instytut Agrofizyki PAN, Lublin: 168–170.
- Kujawa A. 2008. „Grzyby wielkoowocnikowe zadrzewień śródpolnych, parków wiejskich i lasów gospodarczych Parku Krajobrazowego im. gen. Dezyderego Chłapowskiego”. Praca doktorska wykonana pod kier. prof. dr hab. Anny Bujakiewicz w Zakładzie Ekologii Roślin i Ochrony Środowiska, Wydział Biologii UAM, Poznań, msc, 310 pp.
- Kujawa A. 2008a. Badania nad różnorodnością gatunkową grzybów wielkoowocnikowych w krajobrazie rolniczym południowej Wielkopolski: wstępna charakterystyka macromycetes Parku Krajobrazowego im. gen. Dezyderego Chłapowskiego. (In:) W. Mułenko (ed.). Mykologiczne badania terenowe. Przewodnik metodyczny. Wyd. Uniwersytetu Marii Skłodowskiej-Curie, Lublin: 68-75.
- Kujawa A., Bujakiewicz A., Karg J. 2004. A new locality of *Mycenastrum cortum* (Guers. in DC.) Desv. in Poland. Pol. Bot. J. 49 (1): 63–66.
- Kujawa A., Karasiński D. 2007. *Xylaria oxyacanthae* Tul et C. Tul., a new species for Poland. Acta Mycol. 42 (1): 75–78.
- Kujawa A., Karg J. 1997. Chronione i zagrożone gatunki grzybów wielkoowocnikowych na terenie Parku Krajobrazowego im. gen. D. Chłapowskiego. Biul. Park. Krajobraz. Wielkopolski 2 (4): 102–103.
- Kujawa A., Kujawa K. 2008. Effect of young midfield shelterbelts development on species richness of macrofungi communities and their functional structure. Pol. J. Ecol. 56 (1): 45–56.
- Ławrynowicz M. 1991. Threat and conservation problems of cryptogamic plants in Poland. (In:) A.E. Jansen, M. Ławrynowicz (eds). Conservation of fungi and other cryptogams in Europe. Łódź Soc. Sci Arts Sci. Tracks 18: 69–73.
- Lagon N.W., Henrici A., Roberts P.J., Spooner B.M., Watling R. 2005. Checklist of the British and Irish Basidiomycota. Royal Botanic Gardens, Kew.
- Lisiewska M. 2000. Udział bioekologicznych grup macromycetes w zbiorowiskach acidofilnych dąbrów na Płycie Krotoszyńskiej w południowej Wielkopolsce. (In:) M. Lisiewska, M. Ławrynowicz (eds). Monitoring grzybów. PTB, Sekcja Mikologiczna: 27–51.
- Lisiewska M., Balcerkiewicz S. 1991. Macrofungi in orchards treated whit herbicides. Boletus 15 (2): 45-56.
- Lisiewska M., Płaczek U. 1993. *Macromycetes* zbiorowisk leśnych parku w Gołuchowie (województwo kaliskie). Bad. Fizjogr. Pol. Zach. 42: 47–75.
- Lisiewska M., Ratyńska H. 1984. *Macromycetes* na tle zbiorowisk leśnych parku w Radojewie koło Poznania. Bad. Fizjogr. Pol. Zach. 35: 5–23.
- Lisiewska M., Rybak M. 1990. Udział *macromycetes* w zespołach leśnych parku w Uniejowie. Bad. Fizjogr. Pol. Zach 40: 5–28.
- Lisiewska M., Strakulska M. 2002. Biodiversity of macrofungi of selected field afforestation in the Agroecological Landscape Park near Turew (Central Wielkopolska). Pol. Bot. J. 47 (2): 167–181.
- Łuszczynski J. 2002. Preliminary red list of *Basidiomycetes* in the Góry Świętokrzyskie Mts. (Poland). Pol. Bot. J. 47 (2): 183–193.
- Marcinek J. 1996. Soils of the Turew agricultural landscape. (In:) L. Ryszkowski, N.R. French, A. Kędziora (eds). Dynamics of an agricultural landscape. Zakład Badań Środowiska Rolniczego i Leśnego PAN, Poznań: 19–26.
- Margowski Z., Bartosiewicz A., Siwiński A. 1976. Soil formed from boulder loam containing sand the upper layers of the Kościan Plain. Pol. Ecol. Stud. 2 (1): 5–13.
- Mleczo P. 2004. *Rhodocollybia butyracea* (Bull.: Fr.) Lennox (forma *butyracea*) + *Pinus sylvestris* L. (In:) R. Agerer, R.M. Danielson, S. Egli, K. Ingleby, D. Luoma, R. Treu (eds). Descriptions of ectomycorrhizae 7/8: 101–108.
- Olaczek R. 1972. Formy antropogenicznej degeneracji leśnych zbiorowisk roślinnych w krajobrazie rolniczym Polski niżowej. UŁ, Łódź.
- Paślowski Z. 1990. Bilans wodny Wielkopolski. (In:) L. Ryszkowski, J. Marcinek, A. Kędziora (eds). Obieg wody i bariery biogeochemiczne w krajobrazie rolniczym. Zakład Badań Środowiska Rolniczego i Leśnego PAN, Poznań: 59–68.
- Ratyńska-Nowak H. 1986. Charakterystyka fitosocjologiczna i florystyczna zbiorowisk leśnych i zaroślowych na obszarze projektowanego Parku Agroekologicznego im. gen. D. Chłapowskiego. Zakład Biologii Rolnej i Leśnej PAN. Poznań, msc., 63 pp.

- Ratyńska H. 1990. Szata roślinna jako wyraz antropogenicznych przeobrażeń krajobrazu rolniczego okolic Turwi. (In:) Charakterystyki ekologiczne wybranych elementów krajobrazów rolniczych. CPBP 04.10. Ochrona i Kształtowanie Środowiska Przyrodniczego. SGGW-AR: 137–154.
- Robich G. 2003. Mycena d'Europa. A. M. B., Trento.
- Ronikier A. 2005. *Inocybe calospora* Quél. (In:) W. Wojewoda (ed.). Atlas of the geographical distribution of fungi in Poland 3. W. Szafer Institute of Botany, Polish Academy of Sciences, Kraków: 51–54.
- Ronikier A. 2005a. *Xerula radicata* (Relhan: Fr.) Dörfelt. (In:) W. Wojewoda (ed.). Atlas of the geographical distribution of fungi in Poland 3. W. Szafer Institute of Botany, Polish Academy of Sciences, Kraków: 129–145.
- Rozporządzenie Nr 1/92 Wojewody Leszczyńskiego i Wojewody Poznańskiego z dnia 1 grudnia 1992 w sprawie utworzenia Parku Krajobrazowego im. gen. Dezyderego Chłapowskiego. Dziennik Urzędowy Województwa Poznańskiego Nr 16. Poznań, 29 grudnia 1992, poz. 142.
- Rudawska M. 1990. Mikoryza. (In:) S. Białobok (ed.). Nasze drzewa leśne. 10. Buk zwyczajny. Instytut Dendrologii PAN. PWN, Warszawa-Poznań: 159–184.
- Rudawska M. 1993. Mikoryza. (In:) W. Bugała (ed.). Nasze drzewa leśne. Tom. 9. Grab zwyczajny. Instytut Dendrologii PAN. Sorus, Poznań-Kórnik: 135–143.
- Rudawska M. 2006. Mikoryza. (In:) W. Bugała (ed.). Nasze drzewa leśne. Tom. 11. Dęby. Instytut Dendrologii PAN. Bogucki Wyd. Nauk., Poznań-Kórnik: 264–303.
- Ryszkowski L. 1990. Krajobraz rolniczy okolic Turwi. (In:) L. Ryszkowski, J. Marcinek, A. Kędziora (eds). Obieg wody i bariery biogeochemiczne w krajobrazie rolniczym. Zakład Badań Środowiska Rolniczego i Leśnego PAN, Poznań: 33–35.
- Ryszkowski L. 1998. Opracowanie ekologicznych zasad ochrony i kształtowania Parku Krajobrazowego im. gen. D. Chłapowskiego. (In:) L. Ryszkowski, S. Bałazy (eds). Kształtowanie środowiska rolniczego na przykładzie Parku Krajobrazowego im. gen. D. Chłapowskiego. Zakład Badań Środowiska Rolniczego i Leśnego PAN, Poznań: 5–9.
- Ryszkowski L., Karg J., Kujawa K. 1999. Ochrona i kształtowanie różnorodności biologicznej w krajobrazie rolniczym. (In:) L. Ryszkowski, S. Bałazy (eds). Uwarunkowania ochrony różnorodności biologicznej i krajobrazowej. Zakład Badań Środowiska Rolniczego i Leśnego PAN, Poznań: 59–80.
- Senn-Irlet B., Heilmann-Clausen J., Genney D., Dalhberg A. 2007. **Guidance for Conservation of Macrofungi in Europe**. The Directorate of Culture and Cultural and Natural Heritage. Council of Europe. Strasbourg (http://www.wsl.ch/eccf/Guidance_Fungi.pdf).
- Strakulska M. 2001. Grzyby wielkoowocnikowe w wybranych zadrzewieniach śródpolnych Agroekologicznego Parku Krajobrazowego im. gen. D. Chłapowskiego w Turwi. Praca magisterska wykonana pod kier. prof. dr hab. Marii Lisiewskiej w Zakładzie Ekologii Roślin i Ochrony Środowiska, Wydział Biologii UAM, Poznań. msc, 60 pp.
- Tedersoo L., Hansen K., Perry B.A., Kjoller R. 2006. Molecular and morphological diversity of pezizalean ectomycorrhiza. *New Phytologist* 170: 581–596.
- Vellinga E.C. 1990. *Pluteus*. (In:) C. Bas, Th.W. Kuyper, M.E. Nooreloos, E.C. Vellinga (eds). Flora Agaricina Neerlandica. Critical monographs on families of agarics and boleti occurring in the Netherlands. Vol. 2. *Pleurotaceae, Pluteaceae, Tricholomataceae* (1). A.A. Balkema. Rotterdam: 31–55.
- Wojewoda W. 2000. Atlas of the geographical distribution of fungi in Poland. Fascicle 1. W. Szafer Institute of Botany, Polish Academy of Sciences, Kraków.
- Wojewoda W. 2003. Checklist of Polish larger *Basidiomycetes*. (In:) Z. Mirek (ed.). Biodiversity of Poland. 7. W. Szafer Institute of Botany, Polish Academy of Sciences, Kraków.
- Wojewoda W., Ławrynowicz M. 2006. Red list of the macrofungi in Poland. (In:) Z. Mirek, K. Zarzycki, W. Wojewoda, Z. Szelaąg (eds). Red list of plants and fungi in Poland. 3 ed. W. Szafer Institute of Botany, Polish Academy of Sciences, Kraków: 53–70.
- Wojterski T., Wojterska H., Wojterski M. 1981. Potencjalna roślinność naturalna Środkowej Wielkopolski. *Bad. Fizjogr. Pol. Zach. B*, 32: 7–35.
- Woś A., Tamulewicz J. 1996. The microclimate of the Turew region. (In:) L. Ryszkowski, N.R. French, A. Kędziora (eds). Dynamics of an agricultural landscape. PWRiL: 37–44.
- Zajac A. 1978. Założenia metodyczne "Atlasu rozmieszczenia roślin naczyniowych w Polsce". *Wiad. Bot.* 22: 145–155.
- Zajączkowski K. 2005. Regionalizacja potrzeb zadrzewieniowych w Polsce. IBL. Rozprawy i Monografie 4.

Grzyby wielkoowocnikowe zadrzewień śródpolnych w krajobrazie rolniczym.
I. Różnorodność gatunkowa

Streszczenie

Powyższy artykuł jest pierwszym z serii czterech artykułów prezentujących wyniki badań nad grzybami wielkoowocnikowymi przeprowadzonych w krajobrazie rolniczym Wielkopolski. W latach 2000-2007 badano różnorodność gatunkową grzybów wielkoowocnikowych zadrzewień śródpolnych, parków wiejskich i lasów gospodarczych w Parku Krajobrazowym im. gen. Dedyderego Chłapowskiego. Przez trzy lata badania prowadzono na 50 stałych powierzchniach. Przez cały okres badań zbierano też grzyby poza stałymi powierzchniami. Stwierdzono występowanie 569 taksonów macromycetes, a po uwzględnieniu nielicznych danych z literatury liczba znanych taksonów z tego terenu wynosi 615. W pierwszym artykule zawarto opis terenu badań oraz wykaz gatunków i ich lokalizację. Kolejne artykuły będą dotyczyły:

- gatunków chronionych, rzadkich oraz stwierdzonych w Polsce po raz pierwszy,
- roli zbiorowisk drzewiastych w ochronie różnorodności gatunkowej grzybów wielkoowocnikowych w krajobrazie rolniczym,
- zmian w różnorodności gatunkowej i strukturze zbiorowisk grzybów w zbiorowiskach leśnych będących pod wpływem silnej antropopresji.

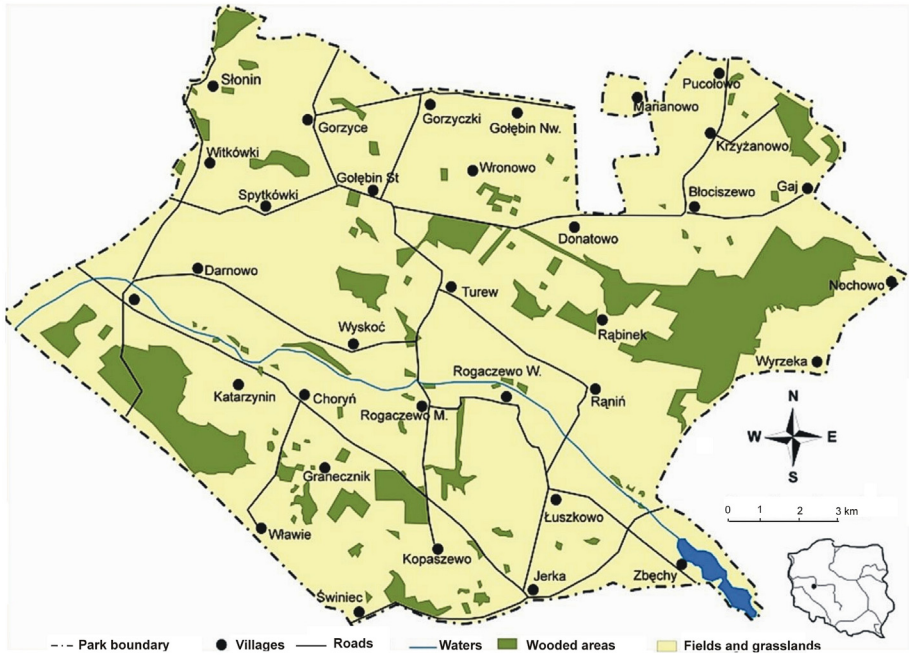


Fig. 1. General Dezydery Chłapowski Landscape Park.

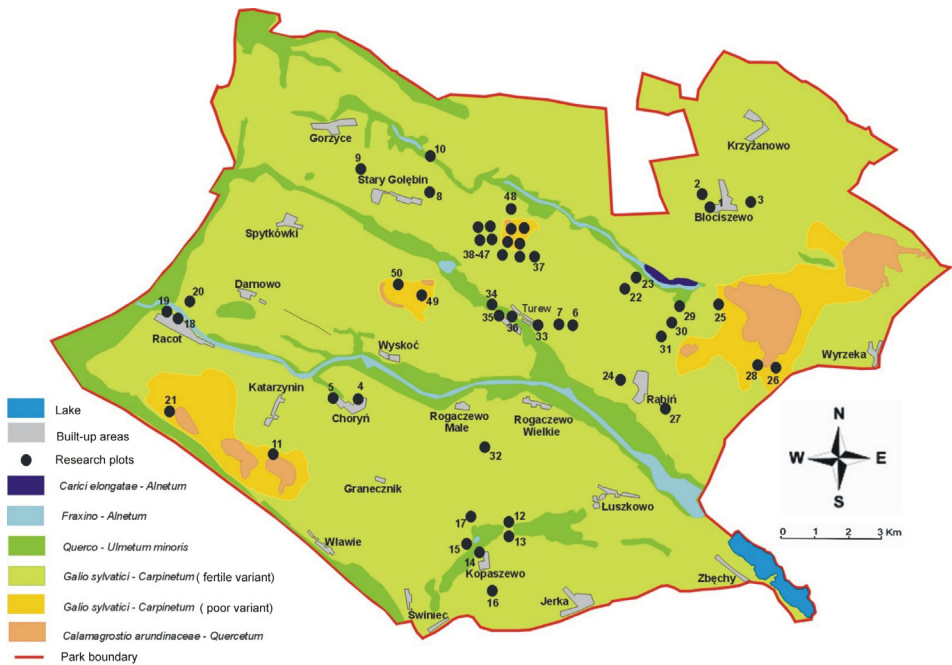


Fig. 2. Distribution of permanent plots in the General Dezydery Chłapowski Landscape Park in relation to potential vegetation (after Ratyńska and Szwed unpublished data, modified).